

SOLUTIONS FOR TODAY...

...STRATEGIES FOR TOMORROW



EQUIPMENT CATALOGUE

2014 - 2015



BOWERS
MEDICAL SUPPLY
(A DIVISION OF RADION LABORATORIES)

Bowers Medical Supply Equipment Catalogue 2014 - 2015

Bowers Medical Supply
Solutions For Today....Strategies For Tomorrow

A Brief Note From The CEO

Since 1972 , Bowers Medical Supply has created unique industry relationships that have propelled our growth and development. Whilst delivering superior performance from our branch locations, we have evolved into a national healthcare supplier. As a Canadian owned and operated company, you are never far from Bowers Medical.

I'm very pleased to offer you an exciting array of healthcare equipment with the release of our NEW Bowers Medical 2014 - 2015 Equipment Catalogue . The focus is on a special selection of our top selling products, however your options are limitless. If there is something you are interested in, that hasn't been displayed in this publication, please inquire. Our Sales Team would be more than happy to provide you with a comprehensive brand selection. Superior quality, choice and value are rooted in our history. These enduring principles, have allowed us to "innovate, differentiate and deliver " both customized products and services that support key stakeholder interests in Canadian healthcare.

We remain committed to a very purposeful and successful partnership with you.

Thank you for considering Bowers Medical.

Sincerely ,

F.E. (Ted) Bowers – CEO
Bowers Medical Supply

Equipment Rentals

Bariatric Hospital Bed	\$386.00 / month	\$90.00 / week
<i>Includes: Mattress & 1/2 headend side rails</i>		
Standard Hospital Bed	\$150.00 / month	\$75.00 / week
<i>Includes: Mattress & 1/2 headend side rails</i>		
<i>Optional Upgrade: 3/4 headend side rails</i>		
Overbed Table	\$40.00 / month	\$25.00 / week
Bed Assist Rail	\$45.00 / month	\$25.00 / week
Roho Cushion w/ cover	\$90.00 / month	\$50.00 / week
Roho Cushion w/out cover	\$80.00 / month	\$40.00 / week
Walker Folding w/ wheels	\$35.00 / month	\$17.50 / week
Walker Folding w/out wheels	\$25.00 / month	\$12.50 / week
Four Wheel Walker w/ slow down brakes	\$60.00 / month	\$30.00 / week
Wheelchair 18"	\$60.00 / month	\$30.00 / week
Wheelchair 22"	\$85.00 / month	\$45.00 / week
Transport Chair - ultra light	\$55.00 / month	\$25.00 / week
Wheelchair Ramp - 3' x 30"	\$50.00 / month	\$25.00 / week
Crutches - All sizes	\$18.50 / month	\$7.50 / week
Forearm Crutches	\$35.00 / month	\$17.50 / week
IV Pole	\$20.00 / month	\$10.00 / week
Patient Lift	\$120.00 / month	\$70.00 / week
Sling for Patient Lift	\$60.00 / month	\$30.00 / week
Nebulizer	\$40.00 / month	\$20.00 / week
Mask for Nebulizer	\$5.68 <i>customer must buy with nebulizer rental</i>	

ZONE 1: \$50.00 one way, \$80 both ways - Vancouver, Richmond, Coquitlam, East Vancouver

ZONE 2: \$60.00 one way, \$100 both ways - Burnaby, North Vancouver, West Vancouver
Horseshoe Bay and Deep Cove

ZONE 3: \$70.00 one way, \$120 both ways - Surrey/Delta, White Rock, Langley,
Cloverdale, Horseshoe Bay to Squamish and Maple Ridge

ZONE 4: \$90 one way, \$160 both ways - Outside of Zones 1, 2 and 3.

How to Order:

Placing an order with Bowers Medical Supply is easy and convenient. We have customer support across Canada waiting to assist you by phone, fax, or email.



BRITISH COLUMBIA

Unit 11 - 3691 Viking Way
Richmond, BC V6V 2J6
Tel: 604.278.7566
Toll Free: 1.800.663.0047
Fax: 604.278.7525

ALBERTA

11783 - 186th STREET
Edmonton, AB T5S 2Y2
Tel: 780.454.1666
Toll Free: 1.800.561.3687
Fax: 780.451.6762

ONTARIO

1124 Northside Road
Burlington, ON L7M 1H4
Tel: 905.315.7455
Toll Free: 1.888.216.4833
Fax: 905.315.7422

Terms & Conditions:

Returns:

Return requests must be authorized through your local Bowers Medical Supply location. All products must be returned within 30 days of receipt of authorization. Products may be subject to restocking fees. Custom and special order products are not returnable.

Defects & Damages:

Claims for defects or shortages must be made within 24 hours of receipt of goods

Payment:

Applicable freight and taxes are extra.



Questions? Call or email us!
info@bowersmedical.com

Follow us on Facebook for the latest deals, events and tradeshow.

Table of Contents

DIAGNOSTIC EQUIPMENT

Stethoscope	1
Otosopes and Handles	2 - 3
Otosopes and Thermometers	4
Sphygmomanometer Aneroid	5
Blood Pressure Monitors Automatic	6
Pulse Oximeters	7 - 8
Bladder Scanner	9
Vital Signs Monitors	10
Mobile Stand	11

PATIENT CARE

Dopplers	12
Suction Machines	13 - 14
Oxygen Compressor and Concentrators	15
Oxygen Concentrators and Feeding Pumps	16
Pill Crushers	17 - 18

HOUSEKEEPING

Kickbuckets and Footstools	19
Glove Box Dispensers	20 - 21
Hygiene Stations and Refill Bottles	22 - 25
Disposable Paper Dispensers	26 - 28
Disinfectant and Wheelchair Washer	29

SCALES

Wheelchair and Chair Scale	30
Physician Scale	31

COMMODOES

Commodes	32 - 34
Shower Chair	35 - 36

FALL PREVENTION

Gait Belt and Seat Belt	37
Alarm Systems	38 - 40
Fall Safety Mats	41

Table of Contents

PRESSURE RELIEF

Heel Float and Waffle Boot	42
Tru-Clear Contracture and Ventopedic Boot	43
HeelZup Cushions	44
HeelZup Cloud and Risk Manager	45
Waffle Cushions	46
Roho Cushion and Waffle Econo Care	47

MATTRESSES

Mattress Overlay and Med-Aire Alternating Pressure	48
Prism and Model A foam Mattress	49
Geo-Mattress	50
Geo-Mattress Max	51

RESIDENT ROOM

Advantage High/Low Bed	52
Rexx Bed	53
Encore Bed	54
Low Bariatric and Stand Assist Bed	55
Overbed Table	56 - 58
Casegoods	59

SEATING

Recliners	60 - 61
-----------------	---------

HOUSEKEEPING

Hampers	62 - 63
---------------	---------

IV STANDS

IV Cranes	64
IV Stand and Kiosk Stand	65

EXAM ROOM

Exam Stools	66
Exam Table	67 - 68

ACCESSORIES

Transport Chair	69
Blood Drawing Chair	69
Mayo Tables	70
Utility Carts	71
Apron Rack	72
Narcotics Cabinets	73

Table of Contents

CARTS AND CABINETS

Personal Workstation	74
Flaire and Rover Carts	75
Supply and Procedure Carts	76
Under-Counter Carts	76
Build - A - Cart	77 - 81
Medication Cart	82
Evolve Scope Cabinet	82
Boxed Balloon / Guide Wire Cabinet	83
Versatile Cabinet	83
Scope Cabinets	84 - 85
Supply Cart	85

EQUIPMENT MOUNTING

LCD and Keyboard Combination Arms	86
LCD Mount	87

PATIENT WARMING

HotDog Patient Warming	88
Warming Cabinets	89 - 91

Littmann® Classic II S.E. Stethoscope



Description:

The Littmann Classic II S.E. Stethoscope features a patented tunable diaphragm on one side, augmenting the traditional bell function of the opposite side. The patented tunable diaphragm alternates between bell and diaphragm modes with a simple pressure change on the chestpiece. Also features: single-lumen tubing, patented 3M™ Littmann® Snap Tight soft-sealing eartips; comfortably angled anatomically correct headset and patient-friendly nonchill rim and diaphragm.

Re-Order #
3M2201



Adscope® 603 Clinician Stethoscope



Description:

Combination diaphragm/bell adult chestpiece precisely
Extra large bell (1 3/8" diameter) for unsurpassed low frequency response

- Ultra-sensitive diaphragm (1 3/4" diameter) for greater amplification and crisper high frequency response
- Adsoft™ threaded PVC eartips for the ultimate in wearing comfort and acoustic seal
- Includes accessory kit with spare diaphragm, extra Adsoft™ and standard eartips
- Scope ID Tag included
- Assembled, inspected and packaged in the USA
- Lifetime Warranty covers all parts

Re-Order #
ADC603*

Color Choices for 603** Only

BK	BD	DG	FG	FL	FRB
FS	FV	G	LV	N	O
MCA	MCB	MG	MRS	R	RB
ST	TL	TQ	V		

NOTE: To ensure correct color when ordering.
Add Color suffix to model number (i.e., 603DG)

3.5 V Diagnostic Oscopes

Description:

Halogen HPX™ illumination and fiber optics to the distal tip for easy examinations.



- Halogen HPX™ lamp provides light output for true tissue color and long-lasting performance
- Fiber optics project cool light to the distal tip with no reflections or obstructions for superior views of the tympanic membrane
- Wide-angle viewing lens allows for instrumentation under magnification
- Sealed system for pneumatic otoscopy and accurate diagnosis of otitis media

Re-Order #
WELCH25020

3.5 V Lithium Ion Rechargeable Handle

Description:

Twice the on-time, half the weight and fits more comfortably in your hand.



- Half the weight of traditional 3.5 V handles
- Fits all Welch Allyn 3.5 V Instrument Heads
- 120 minutes of on-time (compared to 60 minutes for standard NiCad handles)
- Made of sturdy CYCOLOY engineering resin
- Low-battery indicator
- Lithium ion battery technology that has no 'memory' effect
- The AC charging module is easily removable from the handle and has retractable AC prongs (model 71900 only)
- The optional charging well adapter allows the handle to be charged in consoles or the 71110 Desk Charger

Re-Order #
WELCH71904

Uni® I Otoscope



Description:

Riester uni® and econom® sets are handy examination assistants for ENT and ophthalmology. 2.5 V instruments with HL halogen lamps.

- With reusable ear specula 2, 3 and 4 mm.
- In a silver plastic case with two snap fasteners.
- Battery handle type C with rheostat HL 2.5 V

Re-Order #
PACH2010-201

Kits

Part #	23810	23820	20200	21700	71000-A	Hard	Soft
20270			x		x	x	
20271			x		x		x
21770				x	x	x	
21771				x	x		x
25070-M	x				x	x	
25270-M		x			x	x	

Otoscope Sets

Innovative technology with a variety of options to fit your requirements



Diagnostix™ Pocket Otoscope

Description:

Fiber optic Pocket Otoscope boasts incredible optics in a compact form.

- Fiber optics for cool, obstruction-free light transmission
- 2.5v Xenon lamp for true tissue color
- Wide angle swivel 2.5x viewing lens permits instrumentation
- Insufflator port (fitting and insufflator sold separately) for pneumatic otoscopy
- "AA" battery handle (included) with on/off power switch integrated into pocket clip
- Includes tube with 5 each Welch Allyn 2.75mm and 4.25mm specula
- Choice of fitted hard case or nylon pouch with belt loop
- 1 year instrument warranty, lifetime warranty on optics

Re-Order #
ADC5111N



Braun ThermoScan® PRO 4000

Description:

This new model provides the speed and accuracy you need for all types of patients. The exclusive ExacTemp™ technology provides an active user feedback system to ensure proper positioning and improved accuracy.

- Improved accuracy and repeatability through a preheated probe tip and sensor
- Probe cover detection system ensures precise infrared heat transfer for accurate temperatures
- Automatic probe cover eject button for quick and easy disposal of used probe covers
- Easy-to-read, LCD displays temperatures in Fahrenheit or Celsius
- Three-year limited warranty

Re-Order #
WELCH04000-200

Diagnostix™ 700 Pocket Aneroid Sphyg



Description:

- Chrome-plated precision crafted 300mmHg manometer
- Luminescent dial features bold numerals and extended graduation marks for easy reading in all light conditions and from virtually any angle
- Adcuff™ nylon cuff with ADC's proprietary Size Guide™ marking system prevents mis-cuffing
- Adflow™ filter screen check and deflation valves reduce dust build-up
- Adflow™ chrome-plated brass air release valve with micro-threads for precise deflation control
- Leatherette carrying case with durable nylon zipper
- Assembled, inspected, and packaged in the U.S.A from foreign components

Infant	Child	Sm. Adult	Adult	Lg. Adult	Thigh
700-7IBK	700-9CBK	700-10SABK	700-11ABK	700-12XBK	700-13TBK
700-7IOR	700-9CGR	700-10SARB	700-11AN	700-12XBD	700-13TBR

Re-Order #
ADC700-11A*

Additional Adult Cuff Color Options					
BK	BD	DG	G	GR	M
N	OR	R	RB	TL	V

Bronze Series DS44 Integrated Aneroids



Description:

Gear-free DuraShock™ design is much more durable than traditional aneroids with gears. Part of our Bronze Series, the DS44 Integrated features a FlexiPort cuff-mounted design that is compact and lightweight for ease of use.

- Integrated design
- Premium inflation system
- 5-year calibration warranty
- Latex-free

Re-Order #
WELCHDS44-11C

Advantage™ 6021 Automatic Digital BP Monitor



Description:

Measures systolic, diastolic pressure, and pulse

- Smart Logic™ Technology determines ideal inflation level
- Irregular Heartbeat detector
- Automatic inflation and deflation control
- Self adjusting latex-free D-Bar cuff
- Recalls last 99 readings with date and time stamp
- Auto-off
- Optional AC adapter (sold separately)

Color: Navy

Size: Adult (22.8-33cm)

Re-Order #
ADC6021

LifeSource Digital Blood Pressure Monitor



Description:

The UA-767 Plus blood pressure monitor incorporates the latest technology for accurate measurements at home. The One Step Plus Memory monitor is fully automatic and inflates to the correct pressure each time a measurement is taken. This monitor offers the exclusive Pressure Rating Indicator™, Irregular Heartbeat Detection, 30 memory recall and is clinically validated for professional accuracy.

Includes:

- AC Adapter
- Trilingual instruction manual - English, Francais, Espanol
- Quick Start Card
- Blood Pressure Logbook

Re-Order #
UNI02046662

NONIN Onyx Vantage 9590 Finger Pulse Oximeter



Description:

The Onyx® Vantage finger pulse oximeter with PureSAT® technology can be trusted to quickly and accurately capture SpO2 and pulse rate measurements — even on patients where low perfusion is a challenge.

Highlights:

- Durable and Accurate
- Resistant
- Automatic turn on /off
- Accuracy in the widest range of patients and conditions
- Performance: its high energy efficiency allows up to 6000 single measurements with 2 AAA batteries (or continuous operation for 36 hours)

Re-Order #
ROXON-NN9590

Diagnostix™ 2100 Fingertip Pulse Oximeter

Description:

A portable, feature rich pulse oximeter that provides spot readings of SpO2 and heart rate for the busy healthcare professional.



- Reads SpO2 and Pulse Rate
- Accuracy: SpO2 $\pm 2\%$ / HR ± 5 BPM
- 6 changeable display modes
- 10 Display brightness settings
- 25% smaller than competing models
- Fits fingers with a thickness of .3" to .8" (6.6mm to 19.7mm)
- Dual color OLED display
- Hinged battery cover is more secure
- Complete with carry lanyard and black bumper.
(Optional orange bumper sold separately)
- 2 "AAA" batteries
- Instruction booklet
- 2 year limited warranty

Re-Order #
ADC2100

Advantage™ 2200 Fingertip Pulse Oximeter



Description:

A portable fingertip pulse oximeter ideally suited for home, sport, or aviation use.

- Reads SPO2 and Pulse Rate
- Accuracy: SPO2 $\pm 2\%$ / HR $\pm 5\%$ BPM
- 2 changeable display modes
- Bright red LED display
- Fits fingers with a thickness of .3" to .8" (6.6mm to 19.7mm)
- Carry lanyard
- 2 "AAA" batteries
- Instruction booklet
- 1 year limited warranty

Re-Order #
ADC2200

Nonin 8500 Hand-Held Oximeter



Description:

The 8500 Digital Handheld Pulse Oximeter provides a simple universal tool for patient monitoring, from spot-checks to continuous monitoring.

Product highlights include:

- Simple-to-Use
- Bright LED displays, easy 3-button operation.
- Reliable
- Proven Nonin pulse oximetry technology and accuracy.
- Efficient
- 100 hours typical battery life.
- Flexible
- Numerous documentation options.
- Compatible
- Works with Nonin's full line of PureLight® Sensors

Re-Order #
ROXON8500

BioCon-500 Bladder Scanner

Description:

- As part of a urinary continence program, the portable, 3-D BioCon-500 Bladder Scanner with pre-scan feature allows caregivers to scan the resident's bladder, at bedside, with the device's wand to determine if catheterization or toileting is necessary.
- Residents are shown the results so they can actually see how much fluid is in their bladder; helping residents re-learn the sensation of needing to urinate.
- Calculates results in less than five minutes.
- Helps to develop individualized toileting schedules based on each resident's bladder function.
- More accurately determines if a resident's bladder volume and voided amounts are consistently low, prompting an increase in the resident's fluid intake.
- Promotes staff efficiency and requires little training.
- Meets Tag F315 requirements, helps manage effective incontinence and helps to minimize unnecessary catheterization.
- Quick, safe and non-invasive way to measure bladder volume and post-void urinary retention.
- Helps benefit the residents by preserving dignity and reducing discomfort.
- On-site printing with PC transfer helps the caregiver to quickly and easily document and track the resident's progress.
- It benefits the facility by helping to improve resident care, reducing the frequency of catheterization, saving staff time, decreasing total expense, and reducing training time.



Re-Order #
RXBC-500

Spot Vital Signs® Devices



Description:

Vital signs in seconds with hospital-grade technology that's easy to use, accurate and affordable.

- Measures noninvasive blood pressure (NIBP), pulse rate, temperature and SpO2 in about 30 seconds
- IR Connectivity to Electronic Medical Records
- Lightweight and portable with a variety of mounting options
- All configurations include NIBP, pulse rate and MAP
- Optional—SureTemp® thermometry, Masimo® or Nellcor pulse oximetry

Re-Order #
WELCH4200B-E1

Adview® Modular Diagnostic Station



Description:

The first truly modular diagnostic station that grows with your needs. Start with basic automated BP, then add thermometry and pulse oximetry as you need it. Choose from wall mount, table mount or mobile configurations, or convert the unit to the platform needed as your requirements change.

- An automated BP monitor that measures systolic and diastolic pressure, pulse rate and MAP in about 30 seconds using the oscillometric method.
- A temperature module using Kendall's Filac™ Fastemp™ technology that provides an oral or axillary temperature in about 10 seconds. Built-in storage well for the probe and box of 20 disposable probe covers.
- An SPO2 module that features industry leading Nellcor compatible technology for accurate readings in about 10 seconds.
- Optional EMR (electronic medical records) with BLUETOOTH® connectivity for wireless integration to your computer system.

Re-Order #
ADC9000BPSTO

ADview Mobile Stand

Description:

The mobile stand configuration offers ultimate portability and convenience. Its five-legged, wheeled base provides stability and easy transportation from room to room. An oversized storage basket attaches to the pole for plenty of space for cuffs, power supply and accessories. It can hold additional parameters like temperature and SpO2 so that it "grows" with every facility's needs, accommodating all possible upgrades. All assembly hardware is included for convenience.

- Attractive, space-saving mobile stand for ADview® 9000™
- Provides easy room-to-room portability
- Holds device, power supply and accessories
- Accommodates upgrades, including temperature and SpO2 modules
- Oversized pole-mounted cuff storage basket included

**Re-Order #
ADC9000M**



Elite 200* Digital Display 8 MHz



Description:

The Elite is a configurable, ultrasound Doppler used to detect the fetal heartbeat and to assist in monitoring peripheral arterial and venous blood flow. The Elite has a comfortable probe shape that makes finding a signal easier than ever before. It combines extreme sensitivity and incredibly clear, static-free sound into a compact, pocket-sized package.

The pre-angled crystals, broad-beam technology and large probe face of our 5 MHz probe allow you to quickly locate vascular signals. There is no need to angle the probe, simply align it along the vessel of interest. For more specific vessel assessment, the Elite offers a traditional pencil-style 8 MHz probe. The Elite vascular Doppler locates both superficial and deep vessels faster and provides stronger signals than any other Doppler on the market.

**Re-Order #
IMEX-ED80**

Elite 200* Digital Display 5 & 8 MHz Vascular Probes



Description:

The comfortable shape of the Elite probe is easy to hold and features broad-beam technology, making it very easy to find and lock onto the signal of interest. Our probe technology has been tested in obstetric applications for years and is effective in detecting fetal heartbeats as early as 8 weeks in most pregnancies. The Nicolet Elite obstetric system comes with your choice of a 3 MHz probe for early fetal heart beat detection or a 2 MHz probe for use in later pregnancy or with larger patients.

- Configurable options
- Crisp, clear sound
- Broad-beam technology

**Re-Order #
IMEX-ED58**

Schuco® Aspirators



Description:

UL approved; meets IEC 60601-1

- Flow range higher than ever - over 40 lpm
- Every unit equipped with a hospital-grade plug
- Collection canisters with improved scratch and flake resistance
- High vacuum range for various suction needs - up to 560 mm Hg (22" Hg)
- Vibration-free gauge for easy reading and vacuum control
- Durable metal canister brackets accommodate a variety of collection containers
- 2-year warranty provides tangible proof of Schuco quality and durability

Dimensions:

14" L x 8" W x 11" H

18 lbs. (8.16 kg)

Re-Order #

ALLIEDS-330A

OptiVac® AC/DC Portable Aspirator



Description:

The Gomco OptiVac is an AC/DC general use portable aspirator. This aspirator generates up to -550 mm Hg of vacuum pressure and a flow rate in excess of 30 lpm at open flow. The rugged go-anywhere capability of the OptiVac makes it perfectly suited to handle emergency situations.

- 3 hours run time at maximum vacuum on a fully-charged battery
- 1 hour run time after just 2 hours of charging
- Will run at full performance on AC power even with a depleted battery
- Battery maintenance system keeps the battery fully charged but not over-charged
- Sealed water-resistant unit is easy to clean and minimizes potential contamination or damage to the pump and battery

Re-Order #

ALLIED-G180

Page 13

Portable Suction Machine

Description:

- Portable and adjustable suction for oral and trach secretions.
- E-Z grip handle.
- Battery operated for portable use!
- Includes 800 cc suction canister, 6' suction tube, 10" suction tube, hydrophobic filter, manual, AC power cord, internal rechargeable battery.

Accessories:

DRIVE18600-KITN Universal Suction Tubing and Filter Kit 1/bx
DRIVE18600-FILTER Hydrophobic Filter for Suction Machines 3/bx
DRIVE22330 800cc Disposable Suction Canister Kit 1/ea
DRIVE22330-12 800cc Disposable Suction Canister Kit 12/cs
DRIVE610-12B 800cc Disposable Suction Canister 12/cs
DRIVE610-48BP 800cc Disposable Suction Canister 48/cs

Warranty Limited 2 Year

Re-Order #
DRIVE18605



Invacare® Stratos™ Compact Aerosol Compressor



Description:

The Invacare Stratos Compact Aerosol Compressor is a sleek piston compressor that offers stylish design, quality and economy in one compact package. Powerful enough to deliver the fast, effective aerosol treatments users expect.

- Packaged with a reusable nebulizer
- Economical - premium product that is priced to fit the needs of the managed-care market
- Stylish - attractive design and color
- Nebulizer parking post

Dimensions:

5.9" (L) x 3.7" (H) x 5.7" (W)

Re-Order

INVA-IRC1710

Oxus Reliability Plus by CHAD® Portable Oxygen Concentrator



Description:

- Weighs less than 10 lbs and has proprietary design and construction elements that make it the most durable and dependable POC available.
- Membrane Dryer removes up to 80% of the humidity in the air, significantly extending sieve bed life.
- Proprietary Compressor is ultra-low vibration improving patient comfort and extending component life.
- Uniform Pulse Delivery will deliver more oxygen when patients are active and need it most.
- Language Display available in English, Spanish, French, German, Italian, Swedish and Dutch.
- Full Text Message Alerts makes understanding alarms and maintenance schedule as easy as reading the display screen.
- Comes complete with battery, mobility cart, AC/DC power cords, extra filters and durable, shoulder carry case.

Re-Order

DRIVE-RS-00410

Invacare® Perfecto2™ Oxygen Concentrator



Description:

The Invacare Perfecto2 Oxygen Concentrator is the smallest, lightest, quietest and most efficient 5-liter concentrator ever produced by Invacare. The high performing Perfecto2 unit incorporates all the best features of the market-leading Invacare® Platinum™ XL concentrator, while significantly improving upon the key specifications of the Platinum XL Concentrator and offering a contemporary, patient-preferred design and color. Available with or without the Invacare® SensO2® Oxygen Sensor, the Perfecto2 Concentrator represents a quantum leap forward in the evolution of oxygen concentrators.

Dimensions: 23" (H) x 13" (W) x 11.5" (D)
Product Weight: 43 lb.

Re-Order #
INVAIRC5P02

Kangaroo™ ePump Enteral Feeding Pump



Description:

When patients require nutrition through continuous feeding, intermittent feeding or feeding and flushing, the Kangaroo™ ePump feeding pump delivers in one compact, easy-to-use device.

Easy step-by-step prompts, intuitive user interface and simplified set loading.

Appropriate for virtually all patients, from infant through geriatric years.

Easily transportable, with battery pack for up to 15 hours of backup power.

Continuous or bolus enteral feeding and flushing capabilities, accurately and reliably, all from one pump.

Re-Order #
KEND482400J

PCE Electric Pill Crusher



Description:

PCE 2000 is a battery operated unit, with a durable aluminium casing. The unit comes with 2 quick charge batteries and it's powerful patented crushing motion crushes even the hardest pills and tablets. The long-life rechargeable batteries provide 250 crush cycles each per charge. The included battery charger can recharge a battery in less than ½ hour so you always have a fully charged battery ready to go. Tablets, pills and other medications are crushed with just the push of a button. Multiple tablets can be crushed at once.

- Very fast operation, pills are crushed in 4 seconds.
- Multiple crushes are optional by a press of the button.
- Portable, easily fits on a medication trolley - unit is only 30cm long x 10cm wide x 10cm high.
- Long lasting battery power gives up to 250 crushes and recharges in 20 minutes.
- Uses the Big Mouth Bag™ easy use, patented crusher pouch.
- Quiet operation, will not disturb sensitive patients.

Re-Order #
ABPCE-2000

Silent Knight Pill Crushers



Description:

- Extremely quiet and works with very little effort on the operator's part
- Special 8mL pouches help eliminate cross-contamination
- Lifetime warranty
- With 50 pouches

Re-Order #
MEDLNONSK0100

Severo Electric Medication Crusher

Description:

Repetitive strain injuries caused by manual grinding of medicines can be painful. In most nursing and assisted care homes medicines are regularly ground to assist patients who have difficulty swallowing pills on their own. Research has shown that the manual grinding of medicines cause repetitive strain injuries or related problems for employees who are responsible for preparing their patient's medicine. Care provider complaints include:

- Throbbing pulse
- Acute pain in elbows • Shoulder strain
- Upper and lower back pain as a result of the repetitive motion and physical exertion, facilities caring for patients requiring their medication to be crushed experience an increase in staff medical complaints and missed work days.

Simple, Robust, Efficient

After extensive consultations with users in the field, we have developed the Severo electric medicine grinder. The result is an affordable, robust, long lasting use in battery mode, which pulverises even the toughest medication effortlessly in six seconds, reduces minimally any cross-contamination possibilities and protects your employees in the health care sector from expensive and inconvenient repetitive strain injuries.

- Easy to use
- Powered by rechargeable battery
- Autonomy of 200 crushing
- No risk of inhalation
- Stable on carts
- Robust and durable motor

Re-Order #
SPHYNX-SEV-2012



Kickbucket Stainless Steel



Description:

- Balanced, tip-resistant
- 2" swivel casters for easy mobility
- Electro-polished, stainless steel frame
- Perimeter bumper to protect walls
- 13½" diameter 14"H
- Removable 12 quart, stainless steel basin
- Stainless steel

Re-Order #
PED-P-1020-SS

Footstool Double Step - Chrome



Description:

- Strong, all-welded steel
- Legs constructed of 1" O.D. 16-gauge tubular steel
- Handrail constructed of 1" O.D. tubular steel
- Tip resistant, rugged, and easy to maintain
- Corrugated black rubber top surface
- Rubber floor tips
- First step 8"H
- Second step 16¼"H
- 300 lbs. weight capacity

Dimensions:

12"D x 16"W x 16¼"H

Re-Order #
PED-P-18

Glove Box Dispenser - Triple



Description:
Glove Box Dispenser - Triple
Holds three boxes of gloves

Two-way keyholes for vertical or horizontal wall mounting
Stainless steel
Made in U.S.A.

Dimensions:
• 15 13/16"W x 10 1/16"H x 3 13/16"D
• 40.2cm x 25.5cm x 9.6cm

Re-Order #
BOWMAN-GS006

Glove Box Dispenser - Triple



Description:
Glove Box Dispenser - Triple
Unit mounts vertically and holds three boxes of gloves horizontally

Screw holes for wall mounting
White coated wire

Dimensions:
• 11 5/8"W x 14 1/4"H x 3 15/16"D
• 29.5cm x 36.2cm x 10.0cm

Re-Order #
BOWMAN-GS050

Face Mask Dispenser - Earloop Style

Description:

Face Mask Dispenser - Earloop Style

Holds one box of earloop style face masks

Keyholes for wall mounting

White powder coated steel

Made in U.S.A.

Dimensions:

• 7 9/16"W x 4 1/4"H x 4 1/8"D

• 19.2cm x 10.8cm x 10.5cm

Re-Order #

BOWMAN-FP037



Respiratory Hygiene Station



Description:
Respiratory Hygiene Station
Holds two boxes of face masks, facial tissue, and
either a bottle of hand gel or hand sanitizing wipes
container
Optional sign holder (MP-070 or MP-075)
**sold separately*

Keyholes for wall mounting, can sit on counter, or
mount to a kiosk stand
Quartz ABS plastic
Made in U.S.A.

Dimensions:
• 17 7/8"W x 10 1/2"H x 4 7/16"D
• 45.5cm x 26.7cm x 11.3cm

Re-Order #
BOWMAN-RS001-0212

Kiosk Stand - All Steel With Standard Base



Description:
Kiosk Stand - All Steel With Standard Base
Accommodates a variety of Bowman respiratory
hygiene stations

Hardware is included
Quartz powder coated metal

Dimensions:
• 18"W x 36 1/16"H x 18"D
• 45.7cm x 91.6cm x 45.7cm

Re-Order #
BOWMAN-KS010-0412

GOJO® LTX-7™ Dispenser - White



Description:

Compact 700mL dispenser is ideal for tight spaces. Lifetime Performance Guarantee; including batteries. Large sight window, skylight and clear refill bottles make it easy to check fill status. Easily converts to locking dispenser. Removable pump makes recycling easy. SANITARY SEALED™ refills made of durable, recyclable PET material, using 30% less plastic than rigid HDPE bottles. Fully ADA compliant.

- Reliable touch-free dispensing
- Smart, trouble-free electronics eliminate battery changes in most installations
- Large sight window and skylight for at-a-glance product monitoring
- Easily converts to locked dispenser Lifetime guarantee even includes batteries
- Fully ADA compliant
- Customization available

Re-Order #
GOJO1380-04



PURELL® LTX-12™ Dispenser - White

Description:

High capacity 1200mL dispenser is ideal for high traffic areas. Lifetime Performance Guarantee; including batteries. Large sight window, skylight and clear refill bottles make it easy to check fill status. Easily converts to locking dispenser. Removable pump makes recycling easy. SANITARY SEALED™ refills made of durable, recyclable PET material, using 30% less plastic than rigid HDPE bottles.

- Reliable touch-free dispensing
- Smart, trouble-free electronics eliminate battery changes in most installations
- Large sight window and skylight for at-a-glance product monitoring
- 1200mL high capacity output for fewer changeouts
- Easily converts to locked dispenser
- Lifetime guarantee even includes batteries

(Pictured with accessory drip tray, back splash and stand)

Re-Order #
GOJO1920-04

GOJO® Clear & Mild Foam Handwash 700ml



Description:

Spa-inspired, green certified foam hand soap offers luxurious foam lather in a fragrance- and dye-free formulation. Enriched with moisturizers and skin conditioners. USDA certified biobased formulation. EcoLogo certified. Delights users while supporting a healthy environment.

- GOJO SANITARY SEALED™ refill helps lock out germs
- Durable, recyclable PET bottle uses 30% less material than standard rigid HDPE
- Patent pending GOJO CONTROLLED COLLAPSE technology keeps bottle shape longer while emptying
- Crystal clarity for visual appeal and easier monitoring of fill level
- Fresh dispensing valve with each refill
- Removable pump promotes easier recycling

Re-Order #
GOJO1311-03

PURELL® Advanced Moisturizing Foam Hand Rub 1200ml



Description:

This green certified moisturizing foam hand rub has six different moisturizers for optimal skin conditioning. Clinically proven to improve skin condition in 14 days(1). This scientifically advanced, patent-pending 70% formulation outperforms other leading hand sanitizers milliliter for milliliter(2). Clinically proven to help maintain skin health(3). Compatible with latex, nitrile and vinyl gloves, and CHG. Meets EcoLogo™ hand sanitizer standard CCD-170 for environmental leadership and proven performance. Made from 100% naturally renewable ethanol. Readily biodegradable non-aerosol foam formula. Fragrance free and dye free.

- GOJO SANITARY SEALED™ refill helps lock out germs
- Durable, recyclable PET bottle uses 30% less material than standard rigid HDPE
- Patent pending GOJO CONTROLLED COLLAPSE technology keeps bottle shape longer while emptying
- Crystal clarity for visual appeal and easier monitoring of fill level
- Fresh dispensing valve with each refill
- Removable pump promotes easier recycling

Re-Order #
GOJO1913-02



PURELL® VERSAHOLD™ Point of Care Bracket

Description:

Drive hand hygiene compliance by making PURELL Instant Hand Sanitizer available at the point of patient care. The PURELL VERSAHOLD bracket provides flexible options for attaching to a wide variety of fixtures.

- Addresses a key barrier to hand hygiene compliance: access to hand hygiene products
- Helps meet WHO and CDC compliance standards throughout the patient zone – in patient rooms, on mobile transport, in work areas, wherever needed
- Quick and easy on and off mounting capability, no tools required

Re-Order #
GOJO5704-06



PURELL® Advanced Moisturizing Foam Hand Rub

Description:

This green certified moisturizing foam hand rub has six different moisturizers for optimal skin conditioning. Clinically proven to improve skin condition in 14 days(1). This scientifically advanced, patent-pending 70% formulation outperforms other leading hand sanitizers milliliter for milliliter(2). Clinically proven to help maintain skin health(3). Compatible with latex, nitrile and vinyl gloves, and CHG. Meets EcoLogo™ hand sanitizer standard CCD-170 for environmental leadership and proven performance. Made from 100% naturally renewable ethanol. Readily biodegradable non-aerosol foam formula. Fragrance free and dye free.

- 535ml Bottle

Re-Order #
GOJO5795-04

Tork Xpress Countertop Interfold-Multifold Hand Towel Dispenser



Description:

The Tork Xpress Countertop Interfold-Multifold Hand Towel Dispenser is a stylish countertop towel dispenser that adds a hygienic, upscale touch to restaurant restrooms. The dispenser utilizes a unique folded towel system with fully enclosed towels that delivers only one towel at a time, minimizing the risk of cross contamination while reducing waste and refilling expenses. The dispenser's attractive space-saving design is more appealing and less wasteful than a stack of loose towels, keeping countertops neat and creating an inviting impression. The Xpress Countertop Dispenser features a smooth surface for optimum hygiene, quick check refill level indicator, easy access buttons for fast refills, the overfill protection and spring-loaded bottom improve dispensing and the anti-slip pads keep dispenser in place.

Re-Order

TORK302020 White

TORK302028 Black

TORK302030 Stainless Steel

Tork Elevation Matic Hand Towel Roll Dispenser



Description:

Tork Elevation dispensers simplify and complement any environment, providing a clean, hygienic appearance. Our new design ensures easy and intuitive maintenance, refilling and use. The Tork Matic® Dispenser has a high capacity that is ideal for busy washrooms. Hands free dispensing provides a hygienic, one-at-a-time solution for your washroom. The user touches only the towel needed - reducing the risk of cross-contamination. Reliable and durable, Tork Matic® delivers one towel, time after time, always ready to service the next patron. Neutral, minimalist shape - a seamless capsule that fits in any environment. Semi-transparent cover and indication window makes it easy to see when a refill is needed saving maintenance time. Push bar for loading and emergency feeds. Utilizes any Tork H1 Roll Towel.

Re-Order

TORK5510202

Tork Elevation Mini Xpress Hand Towel Interfold Dispenser



Description:

Tork Elevation dispensers simplify and complement any environment, providing a clean, hygienic appearance. Our new design ensures easy and intuitive maintenance, refilling and use. The Tork Xpress Dispensing System for interfolded hand towels works best for environments that demand both comfort and hygiene. Tork Xpress Mini fits where other dispensers can't. Measuring just 12 inches high, the Xpress™ Mini is perfect for wall areas where space is at a premium. The one-at-a-time dispensing means you touch only the towel you use - no cross-contamination from levers or cranks. Plus the hygiene shield protects your towel until used. It is easy to clean and refill.

Re-Order #
TORK552120

Tork Xpressnap® Signature Tabletop Napkin Dispenser



Description:

Introducing Tork Xpressnap® Signature the sleekest, smartest, most versatile napkin dispenser out there. A sleeker profile adds elegance and takes up less space. Endless customization opportunities - from custom print napkins to an array of contemporary colors - give you a competitive edge. Reduces napkin usage Tork Xpressnap® Signature Tabletop dispensers increase hygiene and cut waste by delivering one napkin at a time, every time. Customers touch only the napkins they take and take only what they use. Xpressnap® Tabletop dispensers also feature the AD-a-Glance message panels that can be used for in-store promotions or to generate ad revenue. The dispensers have a generous capacity of 250 napkins.

Re-Order #
TORK623200

Tork Elevation Bath Tissue Jumbo Roll Mini Twin Dispenser



Description:

Tork Elevation dispensers simplify and complement any environment, providing a clean, hygienic appearance. Our new design ensures easy and intuitive maintenance, refilling and use. The compact, yet high-capacity Tork Mini Twin Bath Dispensing System is the ideal choice for high-traffic washrooms as well as environments where efficiency and reduced cost are priorities. Unique tear feature eliminates risk of cutting or scratching hands. Rolls are protected so there is less waste, improved hygiene and reduced pilferage. Durable polystyrene dispensers provide low maintenance and trouble free service.

Re-Order #
TORK555200

Tork Elevation High Capacity Bath Tissue Roll Dispenser



Description:

Tork Elevation dispensers simplify and complement any environment, providing a clean, hygienic appearance. Our new design ensures easy and intuitive maintenance, refilling and use. The Tork High-Capacity Bath Tissue Dispensing System is a perfect fit for washrooms with limited space. The innovative auto-transfer feature promotes hygiene and reduces refill maintenance time. Innovative and Hygienic Design promotes hygiene with covered roll and auto-transfer features. Prevents waste by dropping the reserve roll only after the primary roll is depleted. Keeps used roll core in the unit, keeping washroom floors clear of debris. High Capacity - Holds up to 2,000 two-ply sheets or 4,000 one-ply sheets. Contains 60 percent more tissue than conventional bath tissue dispensers. Reduced Costs - Permits quicker, easier loading and fewer refills, reducing maintenance time. Prevents pilferage and reduces waste with enclosed design. Requires rolls with core plugs.

Re-Order #
TORK555620



Ward Disinfecter

Description:

Deko-190 is designed for use mainly in hospitals, long term care facilities, nursing homes and health care centres. It is a micro-processor controlled washing and thermal disinfection machine used for a wide range of articles e.g. bedpans, urine bottles, portable sanitary pans, suction bottles, hand wash basins, bowls, gallipots, flower vases and other similar re-usable items.

Features

- automatic emptying by closing the door
- automatic detergent dosage system
- three rotating jets
- 4 fixed spray nozzles
- free-standing
- front-loaded

Re-Order #
DEKO190

Multipurpose Washer Model 64x

Description:

Over 60 inches tall

- Perfect for high-back and Gerry chairs
- Free delivery
- Safest washer made
- Washes 2 chairs at a time - up to 20 wheelchairs in one hour!
- Multi-purpose washer cleans commode chairs, shower chairs, and other durable medical equipment
- 300 washes per gallon of wash and rinse
- Five-year warranty on all parts
- Rust-free wash system
- Fresh water cycles - no recycled water used
- Solid-state electronics - no float switches, fuses or filters to replace



Re-Order #
MEDCO-64X

Digital Patient Wheelchair Scales

Description:

The Healthometer 2600KL ProPlus Bariatric Wheelchair Ramp Scale has an incredible 1000 lb (454 kg) capacity with a graduation of 0.2 lbs (0.1 kg). The Scale uses microprocessor motion sensing technology to accurately determine the actual weight of a moving patient. The results can be displayed in lbs or kg on a 3/4 in LCD display capable of swiveling 180 degrees for ease of use. The 2600KL is also EMR/EHR compatible via the USB port. Functions include: LB/KG conversion, LB/KG lock out, Body Mass Index (BMI), Zero out/ Tare, Hold/Release, Reweigh, Auto zero, Auto off.

The Bariatric Ramp Scale features a steel structure with a non-slip platform for the safety and comfort of bariatric and wheelchair bound patients. The platform measures 36 x 32.25 x 2.5 in (LxWxH) and has 4 built in wheels for easy mobility. An additional Ramp may be purchased separately for the opposite side of the scale.



Re-Order #
HEALTH2600KL

Digital Chair Scale

Description:

The Healthometer 2595KL Electronic Chair Scale has a capacity of 600 lbs/ 270 kg with a graduation of 0.2 lbs / 0.1 kg. The EMR compatible Digital Chair Scale features motion compensating technology and the results can be displayed in either lbs or kg on the 1 inch LCD display. The Seat Scale offers LB / KG Conversion, LB/KG Lock Out, Zero Out / Tare and Auto Off. The large cushioned seat and flip-up arm and foot rests provide for patient comfort during the weighing process. The Professional Chair Scale's sturdy frame is easily transported on the two lockable heavy duty casters (minor assembly required) and push rail. The Healthometer 2595KL is ideal for those who cannot stand on a conventional scale and who do not use a wheelchair.



Re-Order #
HEALTH2595KL



Physician Beam Scale

Description:

Healthometer 402KL mechanical scales from Health-O-Meter are medical beam scales offering 390 lb weighing capacity and professional "Silent Slide" height rod with 23" to 84" measuring range for measuring a patient's height and weight at the same time. This mechanical physician scales include fixed poise bars for weighing in kilograms or pounds. The fixed beam allows you to read pounds and kilograms on both sides of the poise. Powder coated paint frame both inside and out for extended life and lessen the chance of rust. Choose the 402KL beam scale if you are looking for a strong and durable mechanical scale that can weigh up to 390 pounds with 1/4 pound increments.

Re-Order #
HEALTH402KL



Digital Beam Scale w/ Height Rod

Description:

500KL Digital Fitness Scale resembles the mechanical physician scales, but offers digital technology and additional functions. It features a strong aluminum column & large, low-profile non-skid platform making it a strong and durable fitness scale. Health O Meter 500 KL fitness scales also feature a user-friendly interface with Body Mass Index (BMI), Hold/Release, Zero, KG/LB, Clear, and Enter functions for additional functionality that a mechanical fitness scale can't offer.

500 KL electronic fitness scales weigh up to 500 pounds and increment 0.2 pounds (220 kg x 0.1 kg). These digital medical scales also are equipped with wheels making the scale more portable than similar scales currently on the market. This digital fitness scale runs on 6 AA cell batteries (not included) or an AC adapter.

Re-Order #
HEALTH500KL

Aquatec Ocean E-VIP Commode

Description:

Designed with the healthcare provider in mind, the E-VIP reduces back strain, protects the personal hygiene of the attendant, and limits the need for physically lifting the patient, all while ensuring that the highest level of safety and comfort are provided for the patient at all times

- Electrically adjustable tilting-angle of between 0° and 35° allows for a safe seating positioning and repositioning for users with limited weight bearing control and capability
- Seating height can be electrically adjusted between 19.5" - 41.5"
- Water-tight electrical components and stainless steel frame make it possible to clean the complete chair in an institutional washing machine up to 85°C
- Battery capacity for 40 complete lifting cycles with full load

Re-Order#
INVA-OCEANEVIP

Aquatec Ocean Standard Commode

Description:

The Ocean Commode is a multi-functional stainless steel Ocean with maximum adjustability. The Ocean Standard is perfect for institutional or home use as it can be used as a commode chair, shower chair or bedside commode. The rust-proof frame also makes this unit ideal for pool-use. The Ocean has a seat height adjustment range of 5" so that it will fit over most toilets. Commode pan with lid included.

- Tool-free seat height adjustment range of 5" to fit over most toilets
- Tension adjustable backrest is machine washable
- Removable height-adjustable swing-away footrests with adjustable heel loops and four 5" casters with wheel & swivel locking mechanism
- Ergonomically designed flip-up armrests and "knock-down" concept for easy transport and travel
- Soft Seat sold separately

Re-Order #
INVAOCEAN

Commode with Wheels and Drop-Arm



Description:

- Silver-vein-coated steel tubing frame with welded construction.
- Easy-to-release arm mechanism allows for safe lateral patient transfers to and from commode.
- Swing-away and detachable footrests (sold separately)
- Injection-molded large plastic toilet seat, 12 quart bucket and cover come standard.
- Removable, tool-free back.
- Rust-resistant, swivel casters (2 with locks).

Width: 18.25" between arms | 22.25" Outside

Seat Dimensions: 17.75" (W) x 17" (D)

Height: 19.75"

Weight: 22 lbs.

Weight Limit: 350 lbs.

Warranty: Limited Lifetime

Re-Order #

DRIVE11120-SV-1

Aquatec Ocean VIP and Soft Seat

Description:

The Aquatec Ocean VIP is a tilt-in-space shower commode that has a stainless steel frame and provides plenty of sophisticated details, like the effortless height adjustment and the advanced tilting function. This shower commode chair addresses pediatric or adult clients. The capability for multiple adjustments is a very important feature as it accommodates the growth of a pediatric client and the changing needs of an adult user.

- Height adjustable in three steps, no tools necessary
- Stainless Steel frame and parts are completely corrosion free
- Stable and durable tilting mechanism with two stainless steel gas springs, range 0 degrees to 35 degrees
- High-quality castors with a swivel lock and a directional lock on one rear castor, making it easy to maneuver
- Blow mould seat for high comfort, all components have smooth surfaces and are easily detachable for cleaning without use of tools

Re-Order #

INVA1470793

Deluxe Commode



Description:

Four swivel casters with diagonal locking brakes, angled back support, and full length plastic armrests makes this commode ideal for institutional or long term home users. This commode also features satin finished aluminum frame, plastic seat and cover, 3" rubber swivel casters, and a 7 litre plastic pail and cover. The back support can be knocked down to minimize storage space as well, with the pail removed, it can be used as a toilet safety frame.

Dimensions:

Weight: 15.9 lb (7.2 kg)

Seat to floor height: Fixed 20.4" (51.8 cm)

Overall height: 33" (83.8 cm)

Seat depth: 16 1/2" (41.9 cm)

Seat width: 14" (35.6 cm)

Width between arms: 19" (48.3 cm)

Weight capacity: 250 lb (113 kg)

Re-Order #
AMG770344

MedPro® Euro Commode With Flip-Up Armrests



Description:

- Infection control friendly: Seat has a smooth, easy-to-clean surface.
- Easier to transfer patients: Flip-up can be flipped back in a single motion to facilitate patient transfers.
- Higher Clearance: 19.5 inches (without pail) allows the commode to fit over most toilets.
- Can be used as a commode, a sani-chair or for transporting patients.
- Made to withstand the rigors of an institutional setting.
- Weight capacity: 350 lb (159 kg).

Included:

- 6.6 L pail with handle and cover included.
- Tools included, easy to assemble.

Re-Order #
AMG770375

Multi-Purpose Shower / Transfer Chair



Description:

MJM deluxe elongated soft seat option adds absolute comfort to any of our shower chairs. MJM soft seat is designed with a combination durable marine and health care grade material cover and resilient foam and 3/4" treated plywood for the ultimate durability and patient comfort.

Dimensions:

- Internal Width: 18"
- External Width: 29"
- Seat Height: 21"
- Seat Depth: 18"
- Total Height: 40"
- Total Length: 33"
- Rust Proof Casters/Wheels
(Two 5" Lock Casters and Two 24" Rear Wheels All Plastic)
- Weight Capacity: 350 lbs

Re-Order #
MJM131-18-24W

Tilt -N- Space Reclining Shower Chair

Description:

Healthcare Grade, tilt -n- space shower chair, 10 quart slide out commode pail, dual drop arm (secured with safety red straps), deluxe elongated open front soft seat enhances resident comfort, 7 positions to accommodate all your needs, 4" twin casters, comes with safety belt, must be used with assistance, elevated leg extension, anti-slip handgrips, reinforced at all stress related areas.

Dimensions:

- Internal Width: 18.5"
- External Width: 22.25"
- Threaded Stem Casters: Rust Proof 4" Twin
- Depth Of Seat: 20"
- Total Depth With Footrest: - 54.5" Upright Position - 56.5" Recline Position
- Height From Floor To Push Bar: 36.5"
- Height From Floor To Top Of Back: 53"
- Height From Floor To Top Of Seat: 25"
- Height From Seat To Top Of Back: 33.5"
- Capacity: 250 lbs

Re-Order #
MJM193-TIS-SQ-PAIL



CS 385 Commode Shower Chair

Description:

The Broda CS 385 Commode Shower Chair is designed for use by individuals who are caregiver dependent for commode and shower needs. The chair accommodates easy side transfers through swing away, removable arms. It also helps facilitate front transfers through anterior tilt and a flip up removable footrest.

It is ideal for long-term care facilities and acute-care facilities for:

- Residents requiring light to medium levels of nursing care.
- Residents with mild to medium diagnosis.

This chair has a padded commode seat and 12° of posterior tilt, 10° anterior tilt and up to 67° of back recline, giving you numerous positioning options to help control slumping, sliding, and falls while maintaining your residents' comfort and safety.

Re-Order #
BRODACS385

Bariatric Reclining Shower Chair

Description:

Healthcare grade, deluxe elongated open full support seat enhances resident comfort, anti-slip handgrips, fast drying removable mesh back/sling, reinforced at all stress related areas, personal pocket pouch, user friendly self storing sliding footrest prevents foot dragging and entrapment, elevated padded legrest, push/pull handle also serves as a safety catch for recline back.

Dimensions:

- Internal Width: 26"
- External Width: 30"
- 4 Heavy duty threaded stem casters: 4" x 1.25"
- Overall Size: 50" H x 30" W x 22" D
- Seat Height: 22"
- Exterior Length Upright: 48.5" (Leg Down)
- Exterior Length Reclined: 68.5" (Leg Up)
- Reclined Back: 27"
- Capacity: 600 lbs

Re-Order #
MJM196-26-BAR

EZ Clean Vinyl Gait Belt



Description:

- Aids in lifting, walking or transferring residents
- 60" EZ Clean, Antimicrobial vinyl belt
- Plastic buckle
- Transfer gait belt includes loop to hold excess length
- Always make certain the buckle is securely closed
- Rotate belt so buckle is in back of resident so that resident cannot possibly unsnap buckle

**Re-Order #
PSC-SPGB-1**

Fall Management Quick-Release Seat Belt



Description:

Our Quick-Release Seat Belt provides a non-restraint alternative to protect residents from wheelchair falls. All Pads & Seat Belts can be used with Universal Alarm, 120 Alarm, PADS-2 Alarm, Code Alarm, Voice Alarm or Silent Monitor. PLEASE NOTE: Do not use the Seat Belt on a resident/patient with a pacemaker or implantable cardioverter-defibrillator (ICD).

- 31"- 54" adjustable seat belt has quick-release, non-restraint activation
- 5' connecting cord
- Attaches easily using two existing screws on back of wheelchair
- No tools or mounting materials needed to attach alarm to wheelchair frame
- 2' extension cord available (sold separately)
- The ONLY Seat Belt with metal connecting pin...no breakable plastic parts!
- 85 dB Seat Belt Alarm (SBA-1) (sold separately) [Click here for more information](#)
- For larger residents use the Seat Belt Extender 12" (SBE-12) (sold separately)
- One year warranty

**Re-Order #
PSC-SB-1SET**

Page 37

Wireless Call Button Pager Alarm System



Description:

- Very simple to use for patient and caregiver
- Ideal emergency alarm for elderly & disabled to call for help
- Call button can be worn as a pendant or carried in pocket of user
- Pager can be wall mounted or carried in pocket of caregiver
- Pager has range of approximately 500 feet in open area
- Pager has 32 melody sounds to choose from
- Pager has 3 receiving options to choose from
- Call button and pager batteries included
- One year warranty

Re-Order #
PSC-SWCB-1

Wireless Door or Window Wandering Prevention Alarm



Description:

- Ideal alarm to alert staff to resident wandering or building exit attempts by residents
- EZ double sided adhesive tape installation
- No tools required
- No screw holes in walls or door frame
- Very effective 120 decibel alarm to alert staff at a distance
- In many situations the alarm will deter a resident exit attempt
- Batteries included
- One year warranty

Re-Order #
PSC-DWA-1Y

Alert-Mate® 2 Pull String Alarm



Description:

- Always on for resident safety – impossible for staff to forget to activate alarm (Meets Joint Commission guidelines)
- No alarm delay switch for resident safety
- Break-resistant, ABS plastic
- 3 decibel levels 70, 80, 90 dB
- 2 tones
- 2 pin hole positions
- Low battery indicator light
- Battery included
- One year warranty

Re-Order #
PSC-SAM-2

Magnet Alarm with Holder



Description:

- The alarm magnet releases from any direction
- Tamper-resistant covers conceal settings
- Ideal for Doctor's Office Bathroom Alarm
- Always on for resident safety – impossible for staff to forget to activate alarm (Meets Joint Commission guidelines)
- No alarm delay switch for resident safety
- Automatic reset feature
- 2 tones and 3 decibel levels (70, 80, 90 dB)
- Low battery indicator sound & light continues to alert until batteries are changed
- Light bar easily identifies activated alarm
- Protective holder, batteries & screw driver included
- One year warranty

Re-Order #
PSC-MAG3

Floor Alarm Safety Mat System



Description:

Secure® Alarm Safety Mats are designed to detect unsafe bed and chair egress as well as unsafe wandering and floor/building elopement.

Includes:

24" x 60" Reversible Mat (MAT-2)
SMA-120 Alarm
PH-1B Holder
Batteries

Re-Order

PSC-MAT-4SET

120 Alarm Pad Set



Description:

- Auto Reset
- Choice of 80, 90 or 120 dB
- Low battery indicator light
- Flashing light easily identifies activated alarm
- Nurse call capability
- Always on for resident safety – impossible for staff to forget to activate alarm (Meets Joint Commission guidelines)
- Tamper-resistant cover to conceal settings
- Protective holder, 3 AAA batteries & screwdriver included

Re-Order

PSC-BEDPAD-11SET

Includes:

12" x 30" 1 Year Warrantied Bed Pad
SUA-120 120 dB Fall Management Alarm
PH-1 Protective Holder

Re-Order

PSC-BEDPAD-11SET

Includes:

24" x 30" 1 Year Warrantied Bed Pad
SUA-120 120 dB Fall Management Alarm
PH-1 Protective Holder

SPAN America Risk Manager



Description:

Unlike other fall pads made from foam scrap carpet underlayment, the Risk Manager is engineered from elastomeric gel compound commonly used in expensive orthotics and premium footwear.

Staff are less likely to move the Risk Manager from the bedside due to the low-profile, stable, comfortable surface and ease of use.

- Exclusive - Infused with Nano-silver!
- Impact-reducing, proprietary elastomeric gel
- Non-slip, textured top surface
- Non-skid, slide-resistant bottom surface
- Fire-resistant, meets Cal TB 117
- Stain and oil-resistant
- Fluidproof, will not absorb moisture
- Non-toxic, latex-free and lead-free.
- Optional grip strips shipped with Risk Manager XL

Re-Order

MCHEAP-SM94612 - 24"W x 70"L x 1"H

MCHEAP-SM9611836 - 36"W x 70"L x 1"H

Beveled Edge Fall Safety Mat

Description:

- Industry's 1st Anti-Microbial cover
- 38" x 72" x 1"
- Low one-inch profile makes it easy to step on and off mat
- Beveled edges minimizes potential tripping
- Beveled edge allows wheelchairs and medical equipment to easily roll over mat
- Slip-resistant on both sides
- Latex-free
- Mildew-resistant
- Flame retardant
- High-impact absorption EVA foam
- Tri-Fold With Velcro Strap Closure For
- Easy Storage
- One Year Warranty

Available in STANDARD or WATERPROOF

Re-Order

PSC-SBEV-1W (WATERPROOF)

PSC-SBEV-1 (STANDARD)



Heel-Float



Description:

Off-loads the heel over an air cavity to eliminate pressure

- Floats the heel over an air cavity for zero pressure
- Provides air circulation to aid healing of existing ulcers
- Foam cushioned sides protect lateral and medial malleoli
- Water-based gel insert lowers pressure beneath ankle
- Cozy Cloth cover reduces skin shear and wicks away moisture
- Anti-foot-drop construction controls dorsal flexion
- Launderable, reusable, and guaranteed for six months

Re-Order

SKIL503034 Small (3" wide)

SKIL503035 Medium (4" wide)

SKIL503036 Large and Bariatric (5" wide)

Foot WAFFLE Custom



Description:

The Foot WAFFLE® Custom surrounds the lower limb in air and is designed to float the heel while sustaining the integrity of the foot, ankle, calf and Achilles area.

The air-filled straps and foot pad offer pressure ulcer prevention, treatment and patient comfort. It can be used conveniently at home and on O.R. tables, stretchers, ICU beds, wheelchairs and general ward beds.

Re-Order

EHOB503FW Calf Size 10" - 11.5" (Three month warranty) - Small

EHOB504FW Calf Size 12" - 14" (Three month warranty) - Medium

EHOB505FW Calf Size 14.5 - 18 (Three month warranty) - Large



Tru-Clear Contracture Boot

Description:

- Clear heel allows wound evaluation without doffing
- Heel suspension prevents and heals pressure sores
- Ambulating sole easily donned and doffed without use of tools
- Removable toe post prevents contact with bedding
- Anti-rotation bar adjusts to provide medial or lateral stability in supine position
- Indications: Plantar flexion contractures, drop foot, Achilles tendonitis, wound care

Re-Order

TRUFH300-02	S/M
TRUFH300-04	L/XL

Ventopedic™ Heel and Ankle Offloading Boot



Description:

Has many layers of moisture control fabric and a 3-dimensional structure inside the product off-loads pressure on the three critical pressure ulcer areas -- the heel, the lateral malleolus, and the medial malleolus.

- Off-loads pressure on heel and ankle
- Attracts and expels skin moisture
- Protects 3 critical pressure ulcer areas

Re-Order

RM-22-VHAOLB-S	S/M
RM-22-VHAOLB-M	M/D
RM-22-VHAOLB-L	L/G
RM-22-VHAOLB-B	Bariatric

HeelZup Therapeutic Heel Elevating Cushion



Description:

Manufactured of high-density, anti-microbial, hypoallergenic foam. The calf bed is wide enough to support both legs while the raised bolsters prevent the legs from falling off of the sides of the cushion. A moisture proof, reusable, coated nylon fabric cover is sewn onto the cushion. The cover can be cleaned with standard cleaning procedures, using properly diluted solutions. Also available in extra large bariatric sizes. Carries a three year limited, non-prorated warranty.

Re-Order

INT-HZ14R Up to 300 lbs

INT-HZ14RB 300 lbs+

HeelZup Therapeutic Heel Elevating Cushion with PopliZone Thigh Support

Description:

- Elevates the heels while supporting the leg from thigh to the ankle.
- Eliminates pressure on the Popliteal Fossa.
- Raised side bolsters prevent legs from falling off of the sides of the cushion.
- Stays neatly in place and does not require constant maintenance and adjustment.
- Coated nylon cover reduces friction and shear, while the No-Slip bottom material helps the cushion to stay neatly in place. No need for constant maintenance and adjustment.
- The PopliZone Thigh Support can be retrofitted to previously purchased HeelZup cushions that are not equipped with the PopliZone Thigh Support.
- Hinged seam between the PopliZone Thigh Support and HeelZup Cushion allows the entire system to articulate



Re-Order

INT-TSH14R Up to 300 lbs

INT-TSH14RB 300 lbs+

HeelZup Cloud Heel Suspension Cushion



Description:

The HeelZup® Cloud Heel Suspension Cushion is a new concept for the prevention and treatment of heel pressure ulcers. Until now, conventional pillows or contour cut foam cushions were the main choices available for elevating the lower legs and suspending the heels to eliminate pressure. The HeelZup Cloud Heel Suspension Cushion was designed to utilize the advantages and eliminate the disadvantages of both pillows and foam cushions.

- The No-Slip fabric on the bottom of the HeelZup Cloud base prevents the cushion from moving around in the bed.
- Soft, textured Recovery Knit cover used on the calf bed is comfortable against the skin, which leads to improved patient compliance.
- Available in three sizes for various height ranges.

Re-Order #
INT-CLOUD-XSR-DTX
INT-CLOUD-SR
INT-CLOUD-MR
INT-CLOUD-LR

SPAN America Heel Manager Heel Elevator Cushion



Description:

Effective offloading is essential for the care of the bony prominence in the heel – one of long-term care's vulnerable tissue sites. In addition to fully offloading both heels, the Span-America Heel Manager's gentle slope aids in circulation - key for patients with diabetes, neuropathy, and peripheral vascular disease. The 30 percent larger, tissue-friendly, dual layer design with ultra-high performance foam supports the calves with new levels of comfort and stability.

- Fully offloads heels with skin-friendly design
- Extreme comfort and support for both legs
- Wider – up to 30% more surface area
- Shear Transfer Zone™ cover technology
- Heat and moisture reduction capabilities

Re-Order #
MCHEAP-44-900

WAFFLE Original Pressure Redistribution Seat Cushion



Description:

The WAFFLE Original Seat Cushion can be used to prevent and treat pressure ulcers. Each cushion features a unique low profile design to provide safety and convenience for getting in and out of chairs and the air venting holes dissipate heat and moisture for higher comfort levels. Pre-inflated. Weight Range: 100lb – 299Lb. 3 Month Warranty.

Dimensions:

- Original (17" x 17" x 1.5". 3)
- Pediatric (14" x 14" 2")
- Standard (19" x 19" x 1.5")

Re-Order

EHOB200WCI - ORIGINAL
EHOB218WCI - STANDARD
EHOB214PCI - PEDIATRIC

Bariatric Pressure Redistribution Cushion



Description:

The WAFFLE Bariatric Cushion is designed with a diamond shaped pattern to evenly distribute an individual's weight and minimize material stress. Supports patients up to 700lbs. Low air profile helps prevent and treat pressure ulcers in most seating applications. Pre-inflated.

Dimensions:

- 28" x 22" x 2".
- (Perfect for a wheelchairs).

Re-Order

EHOB240WCI

ROHO® DRY FLOATATION Mattress Overlay System

Description:

The ORIGINAL non-powered, adjustable, zoned, advanced pressure-relieving mattress overlay.



- Helps heal advanced stage (III & IV) ischemic ulcers.
- Friction and shear relief surface.
- Zoned. Four sections each 20" x 34" / 51 cm x 86 cm
- Adjustable. 3.5" (8 cm) high air cells can be adjusted to the patient's body shape and size.
- Non-powered. Requires no external power source.
- Drainage holes pull fluids away from incontinent client.
- Durable neoprene rubber is flame-resistant and can be easily cleaned.
- Repairable. Extends overall life of mattress.
- Reusable covers are available.

**Re-Order #
ADVHEA3400**

WAFFLE Econo Extended Care Plus Mattress Overlay w/pump

Description:

The WAFFLE® Mattress Overlay is made to go right on top of your existing mattress. The air overlay cradles the body, providing protection and treatment for pressure ulcers. It is also recommended for pain management. The WAFFLE® Mattress Overlay is easy to transport, cleans with soap and water and is extremely comfortable. This product features a patented design to eliminate 'bottoming out', and air vents to dissipate heat and moisture, and a low profile design for greater stability and patient safety. A WAFFLE® M.A.D. hand pump accompanies the overlay to ensure precise inflation. Flex-O-Seal design.



- Versatile - Hand Wells allow for easy log rolling and transferring patients up to 600lbs
- 6 month warranty

**Re-Order #
EHOB1056ECP**

Premium Guard - Static Air Mattress Overlay



Description:

- Unique construction allows for efficient air flow throughout overlay for use in the prevention and treatment of pressure ulcers.
- Two adapters for easy filling and deflation.
- Emergency air release valve deflates overlay quickly and safely.
- Air flow holes reduce heat and moisture build up.
- Adjustable bed straps prevent overlay from moving.
- Easy to clean with mild detergent.
- 250 lb. weight capacity.

Re-Order #
DRIVE-14428

Med-Aire 5" Alternating Pressure and Low Air Loss Overlay System



Description:

- This combination therapy overlay system provides both alternating pressure and low air loss to optimize pressure redistribution and manage skin maceration.
- Designed to prevent, treat and manage pressure ulcers in the home, long term care, or acute care setting.
- Pump delivers air volume of 8-LPM. (Figure A)
- The nylon low shear cover material is water resistant, vapor permeable, machine washable and secures to the overlay with straps.
- Each one of the 20, 5" deep air bladders are easily removed and replaced.
- Pillow function maintains the 3 air cells at the head of the bed in static mode for patient comfort.
- CPR valve allows for rapid deflation.
- EZ Lock/Quick Release Tubing Connector has pressure tabs that allow easy and quick disconnect

Re-Order #
DRIVE-14025N

Prism Mattress Systems




Description:

All Prism bases are constructed of Reflex Plus Foam, an advanced polymer cushioning material designed to improve comfort, quality and performance. Each Prism base and insert is manufactured with the most advanced foam technology available today. Inserts Triad – Constructed of Reflex Foam and designed with integrated notches to help minimize pressure on the patient's body as the bed is raised and lowered. Energia – An ultra-comfortable, resilient two-layered system of Energia Foam and Reflex Plus Foam for maximum support and pressure redistribution. Viscoelastic – A two-layered system of memory foam and Reflex Plus Foam for maximum

Re-Order

Please speak to your local Bowers Representative for ordering information

MODEL A Foam Replacement Mattress



Description:

The Model A replacement mattress is a 6" multi layered foam mattress. Features a 1.5" Memory foam top layer, a 4.5" fire retardant foam core, 2-3" foam side rails to prevent slipping. The zippered cover has a stretch fabric cover, anti-slip bottom, and colour choice of blue or burgundy.

Dimensions:


35"W x 80" L x 6" D

Re-Order

AZMODEL-A

GEO-MATTRESS Ultra Max

Description:



Ultra Resilient

Exclusive UHP 500™ torso section and 3-dimensional Zoning™ design ensure support and durability not achievable with traditional HR, latex, or viscoelastic foams.

Ultra Comfortable

Precision-engineered to facilitate the sustained, restful sleep that can be a critical contributor to healing and recovery.

Ultra Effective

Geo-Matt® segmented surface and Shear Transfer Zone™ design deliver unsurpassed protection against shearing, pressure, and heat/moisture buildup.

Re-Order #
MCHEAPSMUMX8036-29

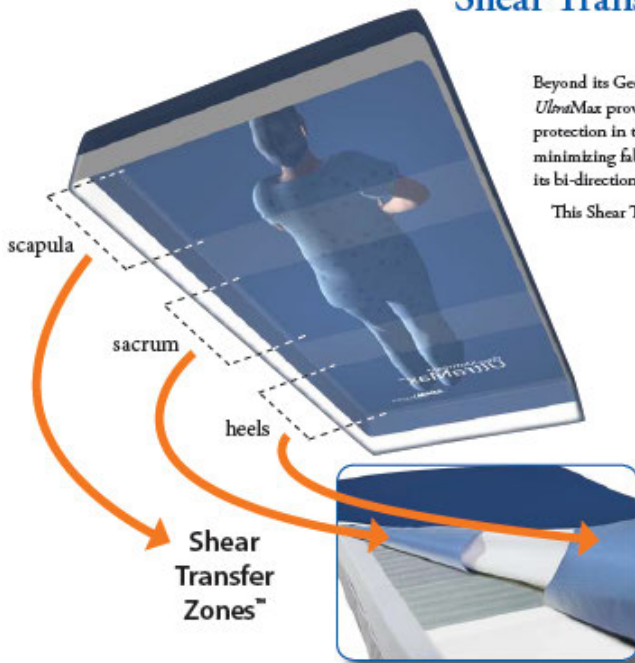
Shear Transfer Zone™ design

(pat. pending)

Beyond its Geo-Matt® segmented top surface, the *UltraMax* provides an additional measure of shearing protection in the form of the silicone-coated, shear-minimizing fabric bands located on the underside of its bi-directional stretch cover.

This Shear Transfer Zone design helps:

- Prevent heels, sacrum, and scapula from “digging into” surface
- “Glide” user back to original position following HOB elevation
- Protect against damaging effects of micro shear, macro shear, and rotational (pivot-induced) shear
- Provide patient stability by transferring shear to more shear-tolerant anchor points



3-sided, flapped zipper
Benefits: Infection control; ease of cleaning; ease of replacement



Two reinforced handles
Benefits: ease of transport; longevity



Inner fire barrier
Benefits: Safety; regulatory compliance

GEO-MATTRESS MAX Premium Foam Therapeutic Mattress

Maximum Heel Protection.

Combines proprietary Heel Slope™ and luxurious viscoelastic “memory” foam to deliver unsurpassed offloading of vulnerable heels.

Maximum Safety.

Supportive firm perimeter bolsters facilitate safer patient transfers, help eliminate dangerous gaps, and add stability for edge-of-bed sitting.

Maximum Performance.

Clinically proven Geo-Mattress anti-shear surface, multi-tiered construction, 7-year warranty and 400 lb. capacity make it an exceptional offering.

Description:

Unique Geo-Matt® Design

Creates anti-shearing surface with 800 individually responsive cells in three zones. Ring-of-Air® channels help eliminate heat and moisture build-up.

- **Multi-tiered, progressive resistance core.**

Premium, high-density foams are combustion-modified for conformance to Cal TB 117.

- **Fluid-repellent, flame-resistant top fabric.**

Anti-microbial and anti-fungal. Neoprene/butyl coated underside yields extremely low moisture vapor transmission rate (MVTR). Conforms to NFPA 702 Class 1 and Cal TB 117E.

- **Exclusive hidden zipper cover design.**

Flapless construction creates no collection points for contaminants. Combines with stain-resistant surface coating to ensure easy, thorough cleaning.

- **Flammability compliant.**

All models include inner fire barrier sleeve for certified compliance with 16 CFR Part 1633 (Canadian standard CAN/ULC - S137) harmonized, NFPA 101 (Life Safety Code); Cal Tech Bulletin #117; 16 CFR Part 1632, and BFDIX-11.

- **7-year, non-prorated warranty.**

Supports up to 400 lbs. All materials latex-free.

Re-Order

MCHEAP-MX8035-29



Advantage High/Low Bed

Description:

Start with the Advantage High/Low bed frame and see exactly how it works. The virtual control panel allows you to experiment with the different positions and functions that the Advantage frame offers.



- Add your choice of four caster options ranging from basic at the head of the bed to foot activated locking double casters at the head and foot of bed.
- Continue by selecting which Series and style of head and foot boards you prefer and then select the finish that suites the facility best.
- Then choose the right rails for your patients. Customize your rail selection from a range that includes $\frac{3}{4}$ length collapsible side rails, $\frac{1}{2}$ length side rails, fixed assist rails and three position assist rails.
- All beds come standard with a foot board mounted control panel. Finish your customization with a selection of accessories. Choose a pendant and select from various pendant mounts to get the controls right where you need them. Add IV brackets and an IV pole and finish your bed off with a trapeze.
- Do all this with the click of a button and view the changes and variations at every step in the viewing window! Always know exactly what to expect when buying a bed with the Advantage Bed Configurator



Re-Order #
Please speak to your local Bowers Representative for ordering information



Assist Rail



$\frac{1}{2}$ Length Rail



3 Position Assist rail

The Rexx Bed




Description:

Start with the Rexx bed frame and see exactly how it works. The virtual control panel allows you to experiment with the different positions and functions that the Advantage frame offers.

- Add your choice of four caster options ranging from basic at the head of the bed to foot activated locking double casters at the head and foot of bed.
- Continue by selecting which Series and style of head and foot boards you prefer and then select the finish that suites the facility best.
- Then choose the right rails for your patients. Customize your rail selection from a range that includes $\frac{3}{4}$ length collapsible side rails, $\frac{1}{2}$ length side rails, fixed assist rails and three position assist rails.
- All beds come standard with a foot board mounted control panel. Finish your customization with a selection of accessories. Choose a pendant and select from various pendant mounts to get the controls right where you need them. Add IV brackets and an IV pole and finish your bed off with a trapeze.
- Do all this with the click of a button and view the changes and variations at every step in the viewing window! Always know exactly what to expect when buying a bed with the Advantage Bed Configurator

Re-Order #
Please speak to your local Bowers Representative
for ordering information



Assist Rail



$\frac{1}{2}$ Length Rail



3 Position Assist rail

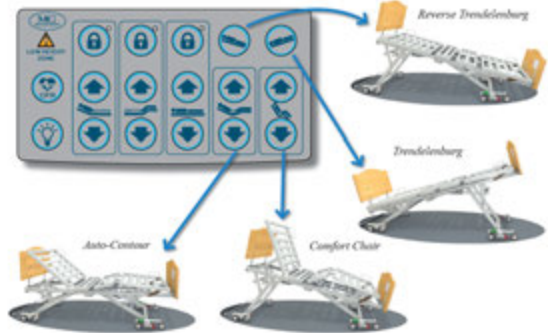
Encore™ Bed



- **GlideAlign™** retractable deck technology
 - **ReadyWide™** integrated expandability to 39" & 42"
 - **SmartStop™** ergonomic height/low-height caution
 - **Advanced Clinical Positioning**

Advanced Clinical Positioning

Foot End Control (FEC) with staff lockout



Three-position assist device



Wide, arched deck slats



Dual underbed lights

Molded Assist Devices

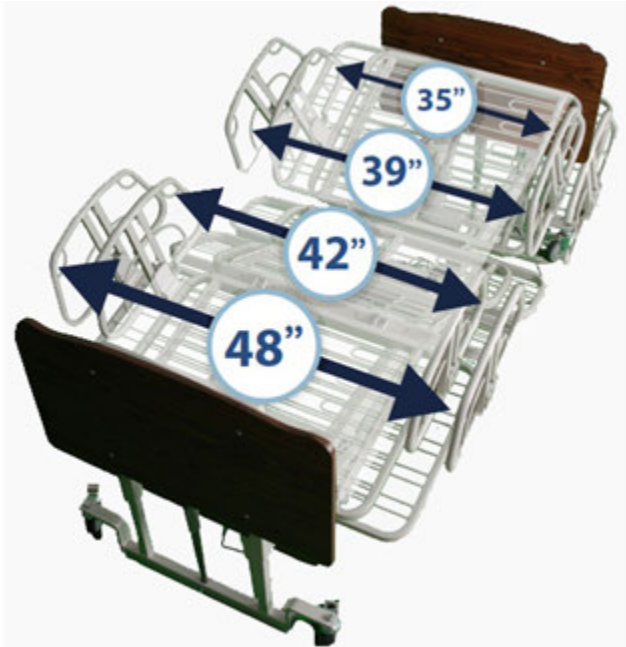
- Soft and aesthetically pleasing-to-touch plastic designs in half length or 3-position assist
- Can be gripped easily at multiple points for repositioning
- Dedicated hand pendant location within rail is easily accessible and can be conveniently removed or relocated
- Fully compatible with ReadyWide™ expanders
- Easily removed



Also Available:

- Trapeze
- Back-up battery
- Bed extender kits
- Bed transport dolly

Low Bariatric Bed



Description:

- Toolless Adjustable Widths from 35", 39", 42", to 48"
- 4 Total Lock, Hospital Grade, 5 Inch Casters
- 800 lb Weight Capacity
- Ease of Portability and Storage (One Person Delivery)
- Box Tubular Frame Construction
- Comfort Seating Positions
- Clear Span under bed provides no obstruction for patient handling devices
- Trendelenburg / Reverse Trendelenburg

Specifications

- Deck Height (low position): 9" (Optional 14")
- Deck Height (high position): 25" (Optional 30")
- Sleeping Surface: 35", 39", 42", 48" x 80"
- Maximum Safe Working Load: 800 lb

Re-Order #

MEDMIZERBA8000

Low Stand Assist Bed with Pivoting Sleep Surface



Description:

- Low Bed for Patient Safety
- Restraint Free Pivoting Assist Bars
- Dual Sided Embedded Controls
- 4 Total Lock, Hospital Grade, 5" Casters
- Wall Bumpers
- Functional Lockout
- Therapeutic Foot Rack
- Special Ergonomic Assisting Bars that stow away
- Unique rolling head section
- Box tubular steel construction

Specifications

- Deck Height (low position): 10 3/4" or 14 1/2"
- Deck Height (high position): 26 2/3" or 30 1/2"
- Sleeping Surface: 35"W x 80"L
- Maximum Safe Working Load: 600lb

Re-Order #

MEDMIZERPR1000

Invacare® Auto-Touch Overbed Table



Description:

Invacare® Overbed Tables are practical, easy-to-use units suitable for both home and institution. The table height easily adjusts for comfort while reading, writing or eating. These tables feature an attractive walnut wood-grained laminate top with a T-molded edge that is designed to resist damage. The heavy gauge tubular welded steel construction ensures durability and the 1.5" casters ensure smooth mobility of the table in any direction..

- Light upward touch on patented springloaded locking handle allows table to elevate freely
- Light downward touch on table top locks table in position

Dimensions Table Top: 30" (L) x 15" (W) x .75" (D)

Dimensions Base: 26" (L) X 15.5" (W)

Height Adjustment: 28"-39"

Diameter: 14/16/13 Gauge

Product Weight: 29 lb.

Product Weight Capacity: 25 lb.

Warranty: 1 Year

Re-Order #

INVA6417

"U" Base Overbed Table



Description:

- "U" base to fit easily in restricted space
- Easy spring loaded height adjustment
- Four point U-base with two locking dual wheel nylon casters

Dimensions:

• Height: 26.75"-43.25" (67.95cm-109.85cm)

• Base: 15.25" x 26.38" (38.73cm - 67.01cm)

• Top: 15" x 30" (38.10cm - 76.20cm)

• Weight capacity: 50 lb (22.68kg)

• Available with gray top and gray base or with walnut top and chrome base

• Some assembly required

Re-Order #

BREW11620

Span America Overbed Table



Description:

For those who must stay in bed for long periods, the usefulness and convenience of a quality overbed table should not be overlooked. Span MC offers adjustable overbed tables with options for extra functionality as well as highly durable materials for long furniture life

These high quality overbed tables feature low or high pressure laminate and PVC or Tmold edge banding. The 'U' base is standard on this table and various model options such as, a vanity drawer with mirror or economy spring assist column, ensure the right table at the right price.

Re-Order #
MCHEAOC22-MT99

Economy Overbed Table



Description:

Automatic spring lift mechanism adjusts height from 28" to 45" (71 to 114 cm).

- 30" x 15" (76 x 38 cm) top with walnut wood grain melamine laminate with a "T" mold edge.

Ideal for reading, eating and writing

- Holds up to 50 lbs. (23 kg)

- Perfect for activities involving hemi, super-hemi, pediatric height wheelchairs and low beds

Re-Order #
MEDLMDS104015

Non-Tilt Designer Overbed Table with H Base Frame



Description:

- Spring loaded lift mechanism – provides infinite adjustment from 28"- 45".
- MDF core with formed vinyl top.
- 15" x 30" top with 1/2" bullnose edgemold provides a protective 1/4" lip against spills.
- Twin wheel 2" casters for easy maneuvering.
- Available with "H" or "U" base (Figure A) in chrome or opal powder coat.
- Optional dual mirror vanity drawer.
- Base and columns available in additional powder coat finishes.

Height (adjustable): 28" - 45"

Weight: 25 lbs.

Weight Limit: 100 lbs.

Base Dimensions: 15" x 28"

Tabletop Dimensions: 15" x 30"

Warranty: Limited Lifetime

Re-Order

DRIVE16011-****

16011 H

TOP FINISH		H Base Chrome Frame		H Base Opal Frame		UOM
		W/O VANITY	W/VANITY	W/O VANITY	W/VANITY	
Gunstock Walnut		16011-HCGW	16011-HCGWV	16011-HOGW	16011-HOGWV	1/cs
Fusion Maple		16011-HCFM	16011-HCFMV	16011-HOFM	16011-HOFMV	1/cs
Wild Cherry		16011-HCWC	16011-HCWCV	16011-HOWC	16011-HOWCV	1/cs
Quartered Oak		16011-HCQO	16011-HCQOV	16011-HOQO	16011-HOQOV	1/cs
Honduras Mahogany		16011-HCHM	16011-HCHMV	16011-HOHM	16011-HOHMV	1/cs
Natural Pear		16011-HCNP	16011-HCNPV	16011-HONP	16011-HONPV	1/cs
Gray Nebula		16011-HCGN	16011-HCGNV	16011-HOGN	16011-HOGNV	1/cs

16011 U

TOP FINISH		U Base Chrome Frame		U Base Opal Frame		UOM
		W/O VANITY	W/VANITY	W/O VANITY	W/VANITY	
Gunstock Walnut		16011-UCGW	16011-UCGWV	16011-UOGW	16011-UOGWV	1/cs
Fusion Maple		16011-UCFM	16011-UCFMV	16011-UOFM	16011-UOFMV	1/cs
Wild Cherry		16011-UCWC	16011-UCWCV	16011-UOWC	16011-UOWCV	1/cs
Quartered Oak		16011-UCQO	16011-UCQOV	16011-UOQO	16011-UOQOV	1/cs
Honduras Mahogany		16011-UCHM	16011-UCHMV	16011-UOHM	16011-UOHMV	1/cs
Natural Pear		16011-UCNP	16011-UCNPV	16011-UONP	16011-UONPV	1/cs
Gray Nebula		16011-UCGN	16011-UCGNV	16011-UOGN	16011-UOGNV	1/cs

Casegoods Elite Series

Description:

The Elite Series of room furnishings offers just what any patient room needs with a variety of high quality furniture, attractive colour schemes, and the accessories and variations to complement any patient room

- Choose a Style fits your taste from the Elite Series. The Elite Series Case goods proves patient furniture can be functional, affordable and attractive.

Each of the attractive and value conscious lines in the Elite Series of patient room furniture offers a full suite to outfit any patient room.

- Choose from 5 unique pieces of furniture in 16 variations to make a unique set that will meet the specific needs of any patient.
- Complete the set with all 5 pieces. A Nightstand, a Nightstand Hutch, a Dresser, an Armoire, and a Wardrobe.
- Select a Nightstand with 1 drawer and a door, or 3 drawers. Select a Dresser with 3 to 6 drawers.
- The Elite Series of furniture also offers various finishes to match any room and a choice of hardware to add the final touch. Select from 6 unique finishes and four types of hardware (handles) to make the perfect set that will make any room feel warm, elegant and welcoming



3 Drawer TV Armoire with Shelf, Lethbridge

2 Door, 2 Drawer Wardrobe, Princeton



Trenton Line

Princeton Line

Pembroke Line

Lethbridge Line



Whatever your patient room furnishing needs, the Elite Series can exceed expectations. Sturdy, high quality, variable, customizable and aesthetically pleasing

Lumex Clinical Care Recliner



Description:

Improved wider and softer armrest for patient comfort. Top section of headrest can be moved forward for enhanced patient comfort.

Softer seat and back upholstery for improved patient comfort. Varied density seat back and redesigned seating position provide excellent comfort and support during long term sitting.

Easy to activate gas cylinder mechanism for quick Trendelenburg activation and improved lift.

Durable, high-impact side tables sit flush with recliner arm to conveniently hold prep materials.

Four Tente® swivel casters facilitate transport and maneuverability in confined areas. Three total locking casters with easy to locate black locking tab lock wheel and swivel with single motion. Directional wheel lock with high visibility green tab allows recliner to track straighter with less effort during transport.

290 lb maximum weight capacity

Available With Heat and Massage Option.

Re-Order #
GRAHFR577RG454

Nocturnal Elite Care Cliner



Description:

With lay flat positioning and an independent leg rest, Winco's Nocturnal Elite Care Cliner provides the optimal comfortable environment for nocturnal dialysis treatment, oncology, acute care and other similar procedures.

Model # 6980 Nocturnal Elite Care Cliner with nylon casters

- Left Side swing-arm for modified entry and ease of cleaning
- User-adjustable positioning
- Attendant controlled Trendelenburg foot release
- Standard - Fold down table on left, pivot table on right; both accessible by attendant & patient
- Rear push handle
- Lay Flat
- Hide-away foot-rest
- Independent leg- rest

Re-Order #
WINCO6980

785 Elite Tilt Recliner

Description:

The Broda Elite Chair, model 785, is a superior repositioning chair that provides exceptional resident comfort while reducing the time and effort required of caregivers.

It is ideal for use in long-term care and acute-care facilities for:

- Residents requiring medium to heavy levels of nursing care.
- Residents with Huntington's Chorea, or severe agitation and involuntary movement.

This tilt-in-space chair has up to 40° of infinitely adjustable seat tilt and 90° of infinitely-adjustable back recline, which makes containment issues and upper body positioning problems become a thing of the past.

**Re-Order #
BRODA785**

Clinical Care Recliner

Description:

- Ideal for use in dialysis, blood collection, respiratory and cardiac care.
- Chair can be positioned in 4 positions—upright, TV , Full Recline and Trendelenburg.
- Gas cylinder controls deep recline and Trendelenburg position.
- Side panels "pop-off" for easy cleaning and maintenance.
- Large, blow-molded side trays includes recess for cup.
- 5" Casters (2 with locks) make it easy to move and secure recliner.
- Gas cylinder release handle for quick back release. Release handle can be operated from either side of the recliner.
- Wide, comfortable armrests are angled to provide support in any reclined position.
- Upholstered arm supports provide extra comfort in recline position.
- Neutral-colored, sturdy steel frame is easy to clean and maintain.
- Comfortable built-in headrest.

**Re-Order #
DRIVE-D577-****



Square Tilt-Top Hamper

Description:

- Open design, easy unloading, minimal lifting
- Step-on pedal for hands-free use
- Steel prop for keeping lid open
- Gray epoxy coated steel lid
- Built-in bag holder supports heavy-duty bags
- Sturdy four-wheel base w/3" (7.62cm) locking rubber wheel, ball bearing casters

Dimensions:

37" H x 18.5" W x 19.5" D (93.98cm x 46.99cm x 49.53cm)

- Some assembly required

Re-Order #
BREW11410



18" Round Tilt-Top Hamper

Description:

- Durable chrome plated steel lid and frame
- Step-on pedal for hands-free use
- "M" style base for stability
- Spring loaded lid for easy opening
- Lid remains open while using
- Sturdy four-wheel base w/2" (5.08cm) rubber wheel, ball bearing casters

Dimensions:

35.75" H x 19" outside diameter (90.81cm x 48.26cm)

- Some assembly required

Re-Order #
BREW33334

Laundry Hamper Medium Duty Double

Description:

- Double Medium Duty Hamper
- Solid round tubing
- 3" castors
- Double Medium Duty Hamper
- Packaged 1/Carton.

Dimensions:

- 39" L x 17" W x 35" H
- Product Weight: 35 lbs

Re-Order #

TEXRB694-32





4 Hook IV Crane Elevate

Description:

The revolutionary IV Crane Elevate dramatically reduces Repetitive Strain Injury among nursing professionals and improves safety for patients.

The Elevate has a unique patent-pending handle design that enables the lowering of hooks to a level that greatly reduce the chance of upper body strain commonly the result of lifting IV bags. The fold-down pump supports greatly reduce the probability of lower back and shoulder injury from lifting awkward IV pumps and affixing them to the pole. The unique base design enables trip-free walking and provide improved stability and has 60% better tipping performance compared to conventional IV poles.

Available in both 4 and 6 hook versions.

Re-Order #
NOTION-300700



4 Hook IV Crane Essential

Description:

The Essential has all of the same revolutionary features and benefits of the Lakeridge Health Elevate with the exception of the bag lifting system.

It comes standard with a steering handle, includes the patent-pending base design, and can accommodate the same accessories such as the pump supports, friction brake, auxiliary hooks, and power bar.

Available in both 4 and 6 hook versions.

Re-Order #
NOTION-310700



Power Lifter Irrigation Stand

Description:

- Safe air-operated system featuring an internal, rechargeable 12V battery
 - Easy to operate
 - Depress the "UP" foot pedal to raise 5,000 cc per hook (total 40 lbs) to a height of 9 feet
 - Depress the "DOWN" foot pedal to smoothly lower solution containers and make changeovers
 - Heavy cast aluminum base provides stability
 - 4-hook independent hanger assembly safely holds a total of four 5,000 cc irrigation containers
 - Battery operation eliminates hazardous electric cords on O.R. floor
 - Capacity - Up to four 5000 cc containers (one per hook)
- Cast aluminum base 6 non-conductive casters
Lift Mechanism - Pneumatic
Height - Min. 5' 7" to Max. 9' from floor to top hanger
Operating Voltage - 12V DC (nom.)

Re-Order #
OMNI741314



Kiosk Stand - All Steel With Standard Base

Description:

- Crisp white light
- Non-metallic head eliminates surface heat
- Dichroic film-coated reflectors filter out 80% of beam heat
- Heat sink technology removes bulb socket heat and keeps the housing cool
- High intensity, low voltage 35-Watt bulb included
- Color temperature - 3000° Kelvin
- 1500 Footcandles @ 24" (60.96cm)
- Bulb life: 4000hrs
- Flexible, "no-drift," 24" (60.96cm) gooseneck
- 540° rotation of light head and gooseneck arm
- Maximum Height: 65.5" (166.37cm)
- Internal power cord exits the weighted base at floor level
- Optional five-caster base
- Base Diameter: 13" (33.02cm)
- Cord length: 9' 3" (281.94cm)

Re-Order #
BREW18100

Five Series Exam Stool



Description:

- 14" round cushioned seat
- 23½" diameter aluminum base
- Pneumatic height adjustment
- 2" dual wheel casters
- 19¼" to 23¾" height adjustment
- 300 lbs. weight capacity rating



Re-Order #
PED-P526-GS

Five Series Exam Stool



Description:

- 14" cushioned seat with back
- 23½" diameter aluminum base
- Pneumatic height adjustment
- 2" dual wheel casters
- 18¾" to 23¾" height adjustment
- 300 lbs. weight capacity rating



Re-Order #
PED-P-521-GS

Access Exam Table



Description:

Brewer's Access™ Exam Table features the largest most secure step on the market today that allows patients to safely and easily get on and off the table. The table also offers abundant storage capacity with Brewer's signature pass-through drawer system and is backed by Brewer's standard 5-year warranty.

- 500 lb weight capacity
- Standard 5-year warranty
- Large, stable four leg step
- Patented pass-through side drawers eliminates right/left hand setup problems
- Largest storage capacity available on the market today
- 15 standard color options available
- UL Approved: 60601-1

Re-Order #
BREW5000

AssistPRO Power Procedure Table

Description:

The Brewer AssistPRO™ Power Procedure Table's 4-function programmability accommodates multiple positions for a wide variety of procedures. The standard hand pendant and foot control use a simple two-step programming method offering 4 programmable positions. AssistPRO can be lowered down to 19" making wheel chair transfers effortless. The 450 lb weight capacity and additional 5" leg extension accommodates larger patients more comfortably for safer clinical outcomes. standard 3 year warranty, 15 standard seamless upholstery colors, and 7 day lead-time.

- 450 lb weight capacity
- Standard 3 year warranty
- Most technologically advanced
- Four easy-to-program positions
- Lowers to 19" for lateral patient transfer
- Exclusive three point pivot headrest
- Seamless easy to clean upholstery
- Footrest extends an additional 5"
- Intuitive foot and handheld controls
- 15 standard colors with optional upgrades
- Wide assortment of accessories available

Re-Order #
BREW7500-01

Page 67

Assist Power Procedure Table

Description:

The Brewer Assist Power Procedure Table™ can be lowered down to 19" making wheel chair transfers effortless. The 450 lb weight capacity and the additional 5" leg extension accommodates larger patients more comfortably for safer clinical outcomes. As with all Brewer Power Tables, the Brewer Assist comes with our standard 3 year warranty, 15 standard seamless upholstery colors, and 7 day lead-time.

- 450 lb weight capacity
- Standard 3 year warranty
- Most technologically advanced
- Lowers to 19" for lateral patient transfer
- Exclusive three point pivot headrest
- Seamless easy to clean upholstery
- Footrest extends an additional 5"
- Intuitive foot controls

**Re-Order #
BREW7000**



Airgo® Comfort-Plus™ Lightweight Transport Chair



Description:

The new and improved Airgo transport chair now has more security and comfort enhancing features than ever before.

- Anatomically correct seat-to-armrest height.
- Detachable full flip-back armrests for effortless transfer.
- Fold-down back for easy transportation and storage.
- Comfort-Grip 8" wheels, for in and outdoor use.
- Removable push-in swing-away footrests with tool-free adjustment of length for greater comfort.
- Heel-loops and seatbelt included.
- Dual locking rear wheels for safe, secure transfers.
- Chip-resistant finishing and no sharp edges on hardware.
- Lightweight and compact weighing only 9.2 kg.
- Weight capacity: 300 lb (136 kg).

Re-Order #
AMG700841

Padded Blood Drawing Chair with Cabinet



Description:

Winco's 2572 features a padded seat and back, complete with drawer storage cabinet. The infinitely adjustable Flip-up contoured urethane armrest provides easy access and superior safety for the user.

Dimensions:

Weight: 67 lbs. (30.39 kg.)
Height: 44.5 in. (113.03 cm.)
Width: 35 in. (88.90 cm.)
Length: 27 in. (68.58 cm.)
Seat Height: 22.5 in. (57.15 cm.)
Seat Width: 18.75 in. (47.63 cm.)
Seat Depth: 18.5 in. (46.99 cm.)
Weight Capacity: 300 lbs. (136.08 kg.)

Re-Order #
WINCO2572



Mayo Stand Foot Operated - Stainless Steel

Description:

- All welded stainless steel construction
- 2" double ball bearing casters
- Choose from foot or hand operated adjustment
- Choice of stainless steel, chrome plated or our new, durable near-chrome powder-coated finish models

Removable Tray:

- Stainless steel - 20" x 25"
- Convenient foot pedal operated lock adjusts from 36" to 62"
- Base designed to move under low clearance equipment with maximum stability
- 50 lbs. weight capacity (evenly distributed)

Removable Tray Options:

Stainless steel - 12-5/8" x 19-1/8"

Stainless steel - 12-5/8" x 19-1/8"

Re-Order

PED-P-1065-SS



Mayo-Instrument Stand with 5 Casters

Description:

- Casters provide additional mobility and convenience.
- Removable stainless steel tray measures 19" x 13".
- Tray height adjusts from 29 1/2" - 47" with lock

Tray Dimensions: 19" (W) x 13" (D)

Height: 29.5" - 47"

Base Dimensions: 21" (W) x 21" (D)

Weight: 10 lbs.

Warranty: Limited Lifetime

Re-Order

DRIVE13071

Traditional Utility Cart



Description:

Ideal for dining area bussing, set-up, tray or soiled dish station, light duty transport and storage and continuous transporting over even floor surfaces. Durable, unitized electronically welded stainless steel angle leg design. Reinforced, hemmed front on 22 gauge stainless steel shelves adds strength where it is needed. Legs are 20 gauge stainless steel. Sound deadening panels under shelves restrict vibrations and noise. Bumpers on legs and handles protect walls and furniture. Cleans and sanitizes easily.

Dimensions:

16 1/4" x 27 1/2" x 32 1/8"

Re-Order #
LAKE311

Mid-size Table with Shelf



Description:

- Wrap-around work surface for easy access to all areas
- Stainless steel Steril-Guard construction
- Lightweight but strong
- Easy to clean
- Soundproofed reinforcing channels for quiet use
- 3" rubber, double ball bearing casters for silent mobility

Dimensions:

20"W x 16"D X 34"H

Re-Order #
PED-SG-82-SS

RayShield® X-RAY APRON RACKS

Description:

This high quality rack combines a cantilevered design for superior stability with exceptional ease of access. Ideal for departments with limited wall space or where wall construction does not allow for wall mounted apron racks. Available with 12 regular hangers, 5 ErgoLite® apron hangers, or a combination of 2 ErgoLite® apron hangers and 8 regular hangers. The rack size is 27" wide x 25-1/2" deep x 54" high. It's supplied in flat package, with minimal assembly required.

- Heavy Duty frame construction with enamel finish
- Chromed steel pivoting apron hangers
- Choice of ErgoLite® or regular hangers

Re-Order #
AADCOR602



Standard Narcotics Cabinet Medium Double Door/Double Lock



Description:

- True double locking protection with two doors
- Each door has one high security pick-resistant tubular lock
- Locks are keyed separately with four keys per lock included
- Unique lock sequences– all cabinets are keyed differently
- One adjustable, removable shelf with the choice of 4 locations
- Top-mounted carrying handle is provided for convenient transport
- Full length stainless steel pinned door hinges prevent pin removal
- Predrilled holes for mounting on a wall, cabinet or other solid surface (wall mounting hardware included)
- Narcotics cabinet is delivered ready to use (Handles and shelf must be customer installed)
- 12-year warranty against manufacturer defect

Dimensions:

- 16" H x 12" W x 9" D (INCLUDES HANDLE)
- Net weight: 15 pounds (6.8 kg.)
- Approx. Shipping weight: 17 pounds (7.7 kg)

**Re-Order #
HARL2720**

Medium Economy Narcotic Cabinet



Description:

Economy Narcotic Cabinets are made of heavy gauge steel with a beige powder coated finish and are built to meet schedule 2 drug storage requirements. They have strong piano hinged doors and a two door, dual flat key locking system to ensure content security. The outside door has a triple bolt lock which opens to a second door secured by a heavy gauge locking cam. Three extra keys are included for each lock. The ambi top of the cabinet lifts so that the unit can be flipped to accommodate left or right outer door access. Its two aluminum shelves are adjustable and increase storage capacity. Pre-drilled holes that are reinforced with stainless steel mounting discs ensure stable wall attachment.

Cabinets are available in three sizes:

- 15 H x 11 W x 4 D
- 15 H x 11 W x 8 D
- 24 H x 16 W x 8 D

Warranty: 3 years with 1 year on the locks.

**Re-Order #
OMNI182150**

6400 Series Personal Workstations

Designed to move throughout the hospital, 6400 Series Personal Workstations adapt to your workflow. They are lightweight, ideal for small spaces, move easily from room to room, and are optimal for IV/blood draws, patient/blood pressure monitoring, mobile computing, bedside charting, and in-room procedures.

- Effortless pneumatic-assisted height-adjustable work surface
- 35-1/2" to 46" (91cm to 116.8cm)
- 5" full-swivel stem casters, 2 with locks



6450TD
Shown with VMHWP and V3HT.



Flat-Panel Charting
Shown with FPMA



Laptop Charting

Features:



Tray & Dividers for
3" Drawers



Height-Adjustable
Foot Lever



Height-Adjustable
Work Surface

Trays / Dividers :



3HT
3" Half Tray

Also:

3HSD 3" Half Tray Short Divider
3HLD 3" Half Tray Long Divider
3PAD 3" Adjustable Divider



Flaire Small Carts: Flaire 24 – Yellow



Description:

A compact medical cart loaded with storage that can be configured to support specific functions throughout your facility. Choose a cart size, choose your interior and accessories or ask us to recommend a configuration that will make your job more efficient. Anyway you slice it, Flaire delivers. Drawer dividers allow you to customize the interior storage space. Pullout work surfaces nearly double the useable workspace, and slide easily out of the way for transporting or parking. The integrated rail system for accessories ensures an efficient mobile workstation, and customizes the function of the cart to your specific needs. This cart is made of durable anodized aluminum, weighing in at half the weight of traditional metal carts.

- Drawers can accommodate plastic trays.
- Top and side mounted accessories available.
- Electronic Lock Option Available

Re-Order #
SOL-SF24Y4

Rover Work Station Rover with Drawers



Description:

The Rover medical cart series features a pneumatic mechanism for precise height-adjustment, which is activated by a hand peddle under the work surface. A double-level work surface and a rail system for accessories ensure efficiency in this mobile workstation. Adjustable dividers in the drawers allow you to customize the interior storage space. This cart is made of durable anodized aluminum, weighing in at half the weight of traditional metal carts.

Options:

- Both side and top mounted accessories are available.
- Optional adjustable dividers in the drawers allow you to customize the interior storage space.
- Electronic Lock option available

Re-Order #
SOL-SR1000

Supply & Procedure Carts



Description:

Designed to meet each of your mobile medical requirements, Stanley® InnerSpace® supply and procedure carts are available in your choice of five frame sizes or models that come standard with preconfigured drawers and locks. Smart design features include integrated handles, soft-close drawers, scalloped base, left or right pull-out writing surface, central key lock and 5-inch plate casters.

A full complement of cart accessories is also available.

- Your choice of five (5) frame sizes or models:

Model 7300-21 - H 32-1/4" x W 30-1/8" x D 22-1/4"

Model 7300-24 - H 36" x W 30-1/8" x D 22-1/4"

Model 7300-27 - H 39" x W 30-1/8" x D 22-1/4"

Model 7300-30 - H 42" x W 30-1/8" x D 22-1/4"

Model 7300-33 - H 44-3/4" x W 30-1/8" x D 22-1/4"

Re-Order

INNER-7300--***



Under-Counter Carts

Description:

7000 Series Harmony Under-Counter Carts incorporate SMART Design features that include integrated handles, soft-close drawers, scalloped base, left or right pull-out writing surface, central key lock, and 4-inch plate casters, but are intended for small spaces such as under countertops, patient bedsides, and exam rooms. They provide full-capacity storage, security, ease of use, and maneuverability in a compact, functional design.

- 4-inch full-swivel, steel plate casters (2 with brakes, 1 with tracking)
- Ideal for areas with limited space
- Soft-closing drawers

Re-Order

INNER 7300-21W-01-04

iINNER7300-21W-02-04

INNER7300-21W-03-04

Build-A-Cart

The Build-a-Cart option allows you to choose the cart sizes, drawer sizes, color configurations, security options, and trays and dividers that best suit your needs.



Lavender



Pink

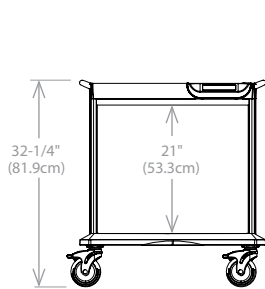


Light Blue

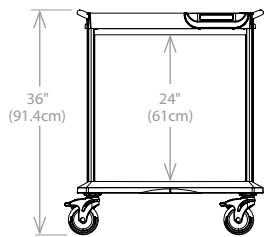


Teal

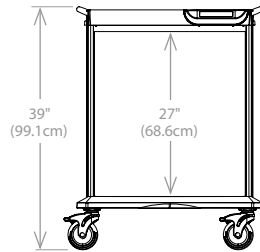
STEP 1: Choose cart size and color.



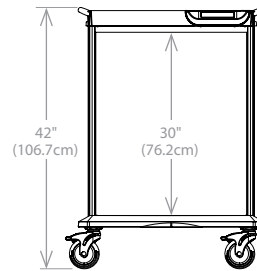
- 7300-21W-01-0 – White
- 7300-21R-01-0 – Red
- 7300-21B-01-0 – Blue
- 7300-21Y-01-0 – Yellow



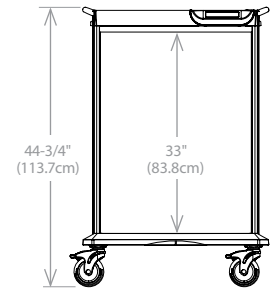
- 7300-24W-01-0 – White
- 7300-24R-01-0 – Red
- 7300-24B-01-0 – Blue
- 7300-24Y-01-0 – Yellow



- 7300-27W-01-0 – White
- 7300-27R-01-0 – Red
- 7300-27B-01-0 – Blue
- 7300-27Y-01-0 – Yellow



- 7300-30W-01-0 – White
- 7300-30R-01-0 – Red
- 7300-30B-01-0 – Blue
- 7300-30Y-01-0 – Yellow



- 7300-33W-01-0 – White
- 7300-33R-01-0 – Red
- 7300-33B-01-0 – Blue
- 7300-33Y-01-0 – Yellow

STEP 2: Choose drawer size and color.



- White**
- 3" – 73-3DW
 - 6" – 73-6DW
 - 9" – 73-9DW
 - 12" – 73-12DW



- Red**
- 3" – 73-3DR
 - 6" – 73-6DR
 - 9" – 73-9DR
 - 12" – 73-12DR



- Blue**
- 3" – 73-3DB
 - 6" – 73-6DB
 - 9" – 73-9DB
 - 12" – 73-12DB



- Yellow**
- 3" – 73-3DY
 - 6" – 73-6DY
 - 9" – 73-9DY
 - 12" – 73-12DY



- Orange**
- 3" – 73-3DO
 - 6" – 73-6DO
 - 9" – 73-9DO
 - 12" – 73-12DO



- Green**
- 3" – 73-3DG
 - 6" – 73-6DG
 - 9" – 73-9DG
 - 12" – 73-12DG



- Lavender**
- 3" – 73-3DL
 - 6" – 73-6DL
 - 9" – 73-9DL
 - 12" – 73-12DL



- Light Blue**
- 3" – 73-3DLB
 - 6" – 73-6DLB
 - 9" – 73-9DLB
 - 12" – 73-12DLB



- Teal**
- 3" – 73-3DT
 - 6" – 73-6DT
 - 9" – 73-9DT
 - 12" – 73-12DT



- Pink**
- 3" – 73-3DP
 - 6" – 73-6DP
 - 9" – 73-9DP
 - 12" – 73-12DP

STEP 3: Choose your security option.



73-EL
Electronic Keypad Lock
73-ELP
Prox Card/Electronic Keypad Lock



73-21BLB, 73-24BLB,
73-27BLB, 73-30BLB,
73-33BLB
Breakaway Lock Bar*



73-SDLB
Single-Drawer*Breakaway
Lock Bracket




73-SDKL
Single-Drawer Key Lock

*Shown with plastic breakaway lock seal. Lock seals (VPBS) must be ordered separately.


STEP 4: Choose your trays and dividers.

Individual Trays & Dividers


- 2" Trays/Dividers**
-  **20-64206** – 2" Tray, Gray
 -  **20-64270** – Divider, 2" x 15-3/4", Clear
 -  **20-64271** – Divider, 2" x 23-5/8", Clear
 -  **20-64272** – Divider, 2" x 7-7/8", Clear
 -  **20-64407** – 2" Tray, Clear

- 4" Trays/Dividers**
-  **20-64211** – 4" Tray, Gray
 -  **23-64253** – Divider, 4" x 15-3/4", Gray
 -  **23-64254** – Divider, 4" x 23-5/8", Gray
 -  **20-64412** – 4" Tray, Clear
 -  **23-64353** – Divider, 4" x 15-3/4", Clear
 -  **23-64354** – Divider, 4" x 23-5/8", Clear



- 4" Baskets/Dividers**
-  **23-64251** – 4" Basket, Gray
 - 23-64253** – Divider, 4" x 15-3/4", Gray
 - 23-64254** – Divider, 4" x 23-5/8", Gray
 - 23-64257** – Divider, 4" x 11-3/4", Gray



- 8" Baskets/Dividers**
-  **23-64252** – 8" Basket, Gray
 - 23-64255** – Divider, 8" x 15-3/4", Gray
 - 23-64256** – Divider, 8" x 23-5/8", Gray



- Smooth Trays**
-  **20-64205**
 - 20-64210** – 2" Tray
 - 20-64220** – 4" Tray
 - 20-64228** – 8" Tray
 - 11" Tray



-  **20-64201** – Tray Lid



- T-Divider Clip**
20-64266




- Divider Lock**
23-64259


MATERIAL DESCRIPTION


Materials for 7000 Series trays, baskets, and dividers are carefully selected to ensure functionality and durability. Material properties are listed at right.


For more detailed information, please refer to Page 30.

MATERIAL PROPERTIES

 **ABS** Rigid, durable, and impact-resistant. A smooth surface finish and structurally stable.

 **PA** High impact resistance, durable, withstands constant bending.

 **PMMA** Rigid and durable, clarity with 90% light transmission. UV-stable.

 **PC** Stiff, durable. Highly impact-resistant. Virtually unbreakable. Autoclavable.

Tray Divider Sets



- 20-64206D**
2" Tray with
3 Short, 3 Long Dividers
20-64206D2 (not shown)
2" Tray with 2 Short, 2
Long, 6 Sub-Dividers,
and 6 T-Divider Clips, Gray



- 20-64211D**
4" Tray with
2 Short, 2 Long Dividers



- 23-64252D**
8" Basket with
1 Short, 1 Long Divider



- 23-64251D**
4" Basket with
2 Short, 2 Long Dividers



- 20-64407D**
2" Tray, Clear with
4 Short, 7 Long,
2 Subdividers,
2 Divider Clips



- 20-64412D**
4" Tray, Clear with
4 Short, 6 Long Dividers

Tray Value Pack (not shown)

- 73-TVP**
4-2" Trays, 1-4" Tray, 12-2" Long/Short Dividers,
2-4" Long/Short Dividers

STEP 5: Choose your accessories.

Top-Mounted Accessories



73-IV-L (mounted on left)
73-IV-R (mounted on right)
IV Pole
Fully extended length:
86" (218.4cm)



73-SK-L (mounted on left)
73-SK-R (mounted on right)
Scope Pole – Fully extended length:
86" (218.4cm)
Holds 2 large-dia. scopes with
working length of 80" (203.2cm).



73-FPMA-L (mounted on left)
73-FPMA-R (mounted on right)
Flat-Panel Monitor Arm



73-DS
Defibrillator Shelf



73-UAR1
Upper Accessory Rail (1) with
Posts (2)



73-US
Utility Shelf*



73-TB6
6 Tilt Bins*



73-SS
Suture Shelf*
Includes 2 dividers



73-UR2HT
Upper Rack
with 2" Half Trays (2)



73-UAR2
Upper Accessory Rails (2) with
Posts (2)



73-TB5, 73-TB4,
73-TB4DIV (Divider for 73-TB4)
5 Tilt Bins, 4 Tilt Bins*



73-WSC
Work Surface Cover



73-UAR
Upper Accessory Rail Only



73-TDU
Upper Rail Mount Tape Dispenser



73-TDC
Countertop Tape Dispenser

*Note: Upper Accessory Rail
and Posts sold separately.

STEP 5: Choose your accessories. (cont'd)

Side-Mounted Accessories



73-FWS
Flip-Up Writing Surface



73-MR
Accessory Mounting Rail



73-WAR
Wrap-Around Rail



73-SSB
Side Storage Bin



73-SCB
Scope Cabinet—Holds 3 small-dia. scopes with a working length of 36" (91.4cm).



73-CC
Catheter Container



73-WCH
Chart Holder



73-WB
Wire Basket



73-WGB3
QW3GBH*
Triple Glove Box Holder



73-WGB1
QWGBH*
Single Glove Box Holder



73-SC5
5-Qt. Sharps Container



73-LSC5
SG*
Locking 5-Qt. Sharps Container & Glove Box



73-PWB
WB-PL*
Plastic Waste Basket



73-SWB
Stainless Steel Waste Basket



73-OTH
Oxygen Tank Holder
Holds tanks up to 4" (10.2cm) in dia.

STEP 5: Choose your accessories. (cont'd)

Back-Mounted Accessories



73-CW_PS
Cord Wrap & 120V Power Strip



73-SP
Suction Pump Holder

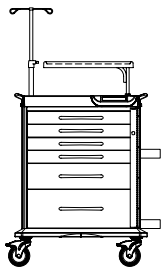


73-RB
Resuscitation Board*

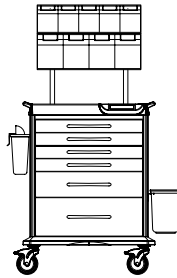
*Resuscitation Board also available as a side-mounted accessory.

Accessory Value Packs

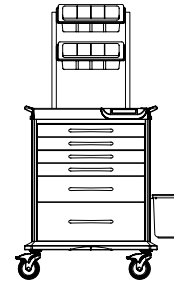
Preconfigured Value Packs are a standardized way to configure your cart with tools and accessories designed for intended use.



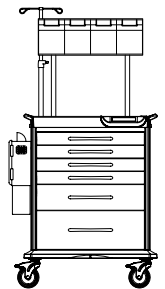
Crash Value Pack (73-27CVP) for 7300-27 Carts
IV Pole (73-IV-L)
Oxygen Tank Holder (73-OTH)
Resuscitation Board (73-RB)
Defibrillator Shelf, Swivel Type (73-DS)
Breakaway Lock Bar (73-27BLB)



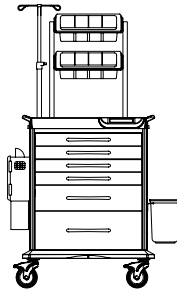
Anesthesia Value Pack (73-AVP)
Upper Accessory Rail, 2 Rails (73-UAR2)
Tilt Bins, 4 (73-TB4)
Tilt Bins, 5 (73-TB5)
Locking 5-Qt. Sharps Container (73-SC5)
Waste Basket, Plastic (73-PWB)



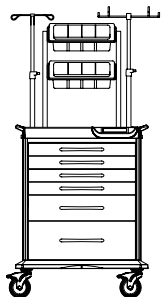
Cast Cart Value Pack (73-CAST)
Waste Basket, Plastic (73-PWB)
Upper Rack with Two 2" Half Trays (73-UR2HT)
Tray Divider Value Pack (73-TVP)



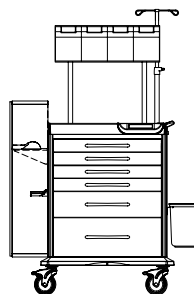
IV Prep Value Pack (73-IVP)
IV Pole (73-IV-L)
Upper Accessory Rail, 1 Rail (73-UAR1)
Tilt Bins, 4 (73-TB4)
Locking 5-Qt. Sharps Container & Glove Box (73-LSC5)



Med/Surg Value Pack (73-MED)
IV Pole (73-IV-L)
Waste Basket, Plastic (73-PWB)
Locking 5-Qt. Sharps Container & Glove Box (73-LSC5)
Upper Rack with Two 2" Half Trays (73-UR2HT)



Endo/PEG Value Pack (73-ENDO)
IV Pole (73-IV-L)
Upper Rack with Two 2" Half Trays (73-UR2HT)
Scope Pole Kit (73-SK-R)
Tray Divider Value Pack (73-TVP)



Airway Value Pack (73-AIR)
IV Pole (73-IV-L)
Upper Accessory Rail, 1 Rail (73-UAR1)
Tilt Bins, 4 (73-TB4)
Scope Cabinet (73-SCB)
Waste Basket, Plastic (73-PWB)

Aluminum Punch Card Medication Cart



Description:

Painted Aluminum Cabinet and Drawers
Single column medication cart with 540 punch card capacity
BEST® brand lock on cabinet and internal narcotics box
Painted steel pull-out shelf
Ball-bearing, full extension drawer slides
Plastic replaceable top with integrated push handles
Full wrap around vinyl bumper, protecting the cart
5" ball-bearing premium rubber casters, full swivel, 2 with toe locking brake and 1 directional
Hard-baked powder coat finish

Drawer Configuration:

- 1 x 4" multipurpose storage drawer.
- 2 x 9.75" drawers with two adjustable dividers.
- 1 x 9.75" drawer with 1 divider and locking narcotics box.

Internal Drawer Dimensions:

- Left Side: 17" D x 27.5" W (43.2 cm x 52.07 cm)

Re-Order #
HARL-AL540PC

Evolve Casework Scope Cabinet



Description:

Cabinet, 18.75d x 36w x 92h, Roll Top Door, Scope/Ambient Air (Holds 8 Scopes)

Other Standard Features:

Foam Scope Cue with adjustable arm fits multiple sizes
Cushioned upper and lower Cord Managers.
Cushioned removable drip pan
Full Cushioned back panel
Bottom ventilation
Cabinet is made of compression board or durable AireCore
AireCore is moisture-resistant and easily cleaned for many years of trouble-free use.
Recessed toe kicks (No toe kick option available)

Options:

- Hepa Fan Ventilation
- Electronic Keyless Entry
- Additional Scope Cabinets Available

Re-Order #
SOL-511836RT1SA



Boxed Balloon / Guide Wire Cabinet

Description:

The 3124DS has five shelves with five adjustable dividers on each. Cell system accommodates additional full width shelves (2436SH) and/or drawers (24x36DR). Partial sloped top meets healthcare requirements

Dimensions:

- Height 72" interior / 84" exterior
- Width 29.5" interior / 34" exterior
- Depth 22.75" interior / 24" exterior
- Weight 360lbs

Options:

- RTKE - Electronic roll top keyless entry.
- ST-3124DS - Continuous front to back slope top.
- 3124DS-NTK - 3124DS without the 3" (7.6 cm) toe kick.

Re-Order #
INNER-3124DS



Versatile Cabinets

Description:

These versatile cabinets have an upper storage area with five adjustable dividers and is pre-set to accommodate up to five optional pull-out Cath Managers (6CM), each with six hooks. The cell system with 16 usable cells accommodates 18"D (45.7 cm) accessories or the 3200AP accessory package. Versatile interior can be ordered on the right(3200VCR) or left (3200VCL, shown below) side of the cabinet. Shelf storage area is furnished with five adjustable melamine shelves. Partial sloped top meets healthcare requirements.

Dimensions:

- Height 72" interior / 84" exterior
- Width 29.5" interior / 34" exterior
- Depth 22.75" interior / 24" exterior
- Weight 360lbs

Re-Order #
INNER-3200VCL-VCR



4800 Series Large Diameter Scope Cabinets

Description:

The 4800 scope cabinet is constructed of metal with a locking roll top door. This cabinet features ambient air vents, a removable drip tray, and a padded rear wall under crossbar to protect scope optics. The "VA" and "DV" models include a top-mounted air ventilation system. Partial sloped top meets healthcare requirements. Hanging lengths vary depending on your cabinet choice: Single or Double Scope Manager®, and/or use of RTKE lock.

Options:

- RTKE Electronic roll top keyless entry (will affect hanging length when used with 4800DA and 4800DV).
- 3800FU Fan unit 85 milli amps. Activated when roll top door closes and stays on for 90 minutes. The fan unit cord is 72" (182.9 cm) long with a two-prong plug.

Re-Order #
INNER-48****



3800 Large Diameter Scope Cabinets

Description:

The 3800 scope cabinet is constructed of melamine with a locking roll top door. This cabinet feature ambient air vents, a removable drip tray, and a padded rear wall under crossbar to protect scope optics. The "VA" and "DV" models include a top-mounted air ventilation system. Partial sloped top meets healthcare requirements. Hanging lengths vary depending on your cabinet choice: Single or Double Scope Manager®, and/or use or RTKE lock.

Options:

- RTKE Electronic roll top keyless entry. 3800FU Fan unit 85 milli amps. Activated when roll top door closes and stays on for 90 minutes. The fan unit cord is 12' (365.8 cm) long with a two-prong plug.
- No Toe Kick will take 3" off cabinet height.

Re-Order #
INNER-38****



3860AA Small Diameter Scope Cabinet

Description:

The 3860AA or 3860VA scope cabinets are constructed of a melamine shell with a locking roll top door. This cabinet features ambient airvents, a removable drip tray and a padded rear wall under the cord retainers to protect scope optics. Designed to store 5 small diameter scopes such as bronchoscopes, nasopharyngoscopes, laparoscopes, and laryngoscopes with a maximum hanging length of approximately 42" (106.7 cm). The 3860VA includes top-mounted fan unit. Partial sloped top meets healthcare requirements. Cabinets with no toe kick are available upon request..

Options:

- RTKE Electronic roll top keyless entry. 3800FU Fan unit; 85 milli amps. Activated when roll top door closes and stays on for 90 minutes. The fan unit cord is 12" (305.8 cm) long with a two-prong plug.

Re-Order #
INNER-3860**



Roam Supply Carts Roam 1.0 – Glass Doors

Description:

These carts are made of durable anodized aluminum weighing in at half the weight of traditional metal carts. Roll top tambour doors secure contents when closed and store out of the way when open. Roam is also available with glass or solid doors. The FlexCell™ interior provides a modular storage system that accepts a wide range of trays, baskets and department-specific accessories. An integrated rail system for accessories creates efficient storage on the exterior of the carts. These systems combine to make Roam carts infinitely customizable to your specific medical storage needs. Color options are available for exterior panels.

Options:

- Cart can be optimized for product specific storage and side accessories.
- Electronic Lock option available

Re-Order #
SOL-3210GVC

Falcon Combo Arm



Description:

From the ER to the OR, the Falcon is built to make your job easier. The dual height adjustment and an extendable keyboard tray allow you to configure the position of the keyboard and monitor in seconds. An Easy Grab handle and a no-nonsense arm lock let you move and lock your system with ease. When you need quick access to barcode scanners and mice, integrated holsters have them at your fingertips.

Your intuitive use was our main concern when we designed the Falcon, but it wasn't our only one. That's why we incorporated a streamlined cable management system, and a negative tilt adjustment knob, promoting proper ergonomics so you can work comfortably and safely. Medical grade surfaces are easy to clean for better infection control, and with a folded depth of 8" (20.3 cm) from the wall, the Falcon stays out of the way when you are performing other tasks.

Re-Order

Please speak to your local Bowers Representative for ordering information

Condor Adjustable Height Channel



Description:

Tight on space? That doesn't mean you need to sacrifice comfort while you chart. Perfect for hallways, patient rooms, and areas with very limited space, the Condor is uniquely designed to stay tucked away while offering you all of the ergonomic features you need to work happy. And because we're all built differently, the Condor is constructed to be adjustable for all sizes. Adjust the height of the keyboard and screen together or individually tilt the keyboard, adjust the screen, and personalize your setup in seconds.

Re-Order

Please speak to your local Bowers Representative for ordering information

AHM Monitor Arms (Adjustable Height)

Description:

- Patient Monitor Mounts
- 180° side to side motion.
- Lock arm in any position.
- Can be mounted directly to any equipment rail or wall channel.
- Integrated cable management.
- Color options available (white is standard).
- Handle for easy tilt adjustment
- Integrated Cable Management
- Parallel linkage provides consistent viewing angle at any position
- Durable, aluminum body
- Quick pin release for single hand monitor removal

Re-Order

Please speak to your local Bowers Representative for ordering information

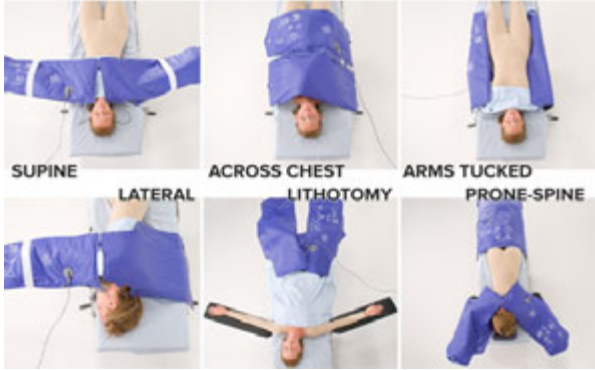


HotDog Patient Warming System



TOTAL VERSATILITY

The HotDog B105 Multi-Position Blanket can be used in a variety of patient positions with effective results. One WC5x controller can power two blankets and a mattress simultaneously.



Description:

The HotDog patient warming system uses conductive fabric warming with state of the art resistive electric heating. HotDog provides complete perioperative warming solutions from pre-op through post-op. Stop using disposables and control your OR costs.

Save 50% on warming costs and keep patients warm before, during, and after surgery! HotDog warming blankets are easily cleaned which means they can be reused. Save your balance sheet and reduce your environmental footprint with reusable patient Blankets!

Re-Order

Please speak to your local Bowers Representative for ordering information



SWC Series Warming Cabinet Small



Description:

Scientek's Warming Cabinets provide a constant pre-set temperature within each chamber for surgical solutions, blankets and other clinical items.

- High quality stainless steel construction inside and out
- Individual temperature control per cabinet (°F or °C)
- Full access within cabinet load space
- Fan forced hot air convection over electric heating element
- Fully insulated cabinet walls and doors
- Simple construction for ease of operation and maintenance
- LED (Light Emitting Diode) temperature display and set point
- Full perimeter silicon gasketed doors
- Positive door closure with mechanical latches
- Automatic high limit temperature cutout and reset

Dimensions:

30" W x 24" D x 41" H

Re-Order #

SCI-SWC-028

SWC Series Warming Cabinet Large



Description:

Scientek's Warming Cabinets provide a constant pre-set temperature within each chamber for surgical solutions, blankets and other clinical items.

- High quality stainless steel construction inside and out
- Individual temperature control per cabinet (°F or °C)
- Full access within cabinet load space
- Fan forced hot air convection over electric heating element
- Fully insulated cabinet walls and doors
- Simple construction for ease of operation and maintenance
- LED (Light Emitting Diode) temperature display and set point
- Full perimeter silicon gasketed doors
- Positive door closure with mechanical latches
- Automatic high limit temperature cutout and reset

Dimensions:

30" W x 24" D x 74"

Re-Order #

SCISWC-015-041

EC320L Fluid Warmer



Description:

The single-chambered warming cabinet is constructed with stainless steel exterior casing and door with handle and hinges designed to withstand heavy usage. A door with window allows observation of inventory with the door closed. The cabinet is warmed using low-heat-density electrothermal cable array. The electrothermal cable is positioned in the floor and two sides of the warming cabinet, providing even heating of the interior chamber. The warming cabinet is equipped with one (1) white epoxycoated wire basket to accommodate fluids packaged in bags or bottles, mounted on basket rails supports. The basket has a capacity of 11 1L bottles or 16 1L bags. The cabinet is furnished with four (4) 1-1/4" non-skid rubber feet.

Re-Order #
ENTE320L

DC Series Fluid Warming Cabinet



Description:

Warming cabinet with stainless steel interior

- Ultra quiet air flow system designed for balanced air movement
- Energy efficient, e-coated glass window in door allows for inventory observation
- Easy, hands-free, push-button door release
- Door is fully gasketed and hinged on the right side of the unit
- WarmRight® technology employs a multi-zone heating system that monitors cavity surfaces to ensure a safe temperature range
- Furnished with four (4) 3/4" (19mm) non-skid

Standard two (2) basket has a capacity of 8 1L bags per basket, 16 total. One (1) basket (positioned on bottom rail) has a capacity of 12 1L bottles.

Re-Order #
ENTDC250L



Combination Blanket/Fluid Warming Cabinet

Description:

The dual-chambered warming cabinet is constructed with stainless steel exterior casing and door with handle and hinges designed to withstand heavy usage. A door with window allows observation of inventory with the door closed. The cabinet is warmed using lowheat-density electrothermal cable array. The electrothermal cable is positioned in the floor and two sides of the warming cabinet, providing even heating of the interior chamber.

The blanket warming chamber contains an epoxy-coated blanket support assembly and one (1) shelf. The fluid warming chamber is equipped with three (3) white, epoxy-coated wire baskets to accommodate most commonly used surgical fluids packaged in bags or bottles, mounted on basket rail supports. Each basket has a capacity of 18 1L bottles or 24 1L bags. The cabinet is furnished with a full perimeter rubber bumper assembly for exterior protection, and one (1) set of 5" heavy-duty casters, two with locking brake.

Re-Order #
ENTEC1540BL



Combination Blanket/Fluid Warming Cabinet

Description:

The dual-chambered warming cabinet is constructed with stainless steel exterior casing and door with handle and hinges designed to withstand heavy usage. A door with window allows observation of inventory with the door closed. The cabinet is warmed using low heat-density electrothermal cable array. The electrothermal cable is positioned in the floor and two sides of the warming cabinet, providing even heating of the interior chamber.

The blanket warming chamber includes a white epoxy-coated blanket support assembly and two (2) shelves. The fluid warming chamber is equipped with one (1) , epoxy-coated shelf to accommodate most commonly used surgical fluids packaged in bags or bottles. The basket has a capacity of 18 1L bottles or 28 1L bags. The cabinet is furnished with four (4) leveling feet.

Re-Order #
ENTEC1260BL



BOWERS
MEDICAL SUPPLY
(A DIVISION OF RADION LABORATORIES)

Head Office

Unit 9 - 3691 Viking Way
Richmond, BC V6V 2J6
Tel: (604) 278-7566
Toll Free: (800) 663-0047
Fax: (604) 278-7525

Alberta

11783 - 186th Street
Edmonton, AB T5S 2Y2
Tel: (780) 484-1666
Toll free: (800)561-3687
Fax: (780) 451-6762

Ontario

1124 Northside Road
Burlington, ON L7M 1H4
Tel: (905) 315-7455
Toll free: (888) 216 -4833
Fax: (905) 315 -7422

www.bowersmedical.com
info@bowersmedical.com